


# Transport Topics

2018 **TOP100** FOR-HIRE CARRIERS

## Who's Filling the Idea Box?

Motor carriers are getting employees at all levels involved in the process of innovation, Senior Features Writer Daniel P. Bearth reports.





For all the miles in between **“let’s do this”** and **“we did it,”** it’s nice to know you have a partner at your side.

EFS congratulates the exceptional companies who were recognized as one of this year’s **Top 100 For-Hire Carriers.**

Thank you to all our customers for their partnership and entrusting their brands to us.

888.588.6162 | [efsqlc.com](http://efsqlc.com)

© 2018 WEX Inc. All rights reserved. [f @efswex](https://www.facebook.com/efswex) [t @efswex](https://twitter.com/efswex) [in /company/efswex](https://www.linkedin.com/company/efswex)



## Acquisitions, Robust Freight-Hauling Demand Boost Rankings of Largest For-Hire Carriers

---

By **Daniel P. Bearth**  
*Senior Features Writer*

---

There were big gains all around for the nation's largest for-hire carriers, some driven by acquisitions and some by expansion in response to vigorous growth in demand for freight hauling. UPS Inc. maintained its hold on the top position of the 2018 Transport Topics Top 100 For-Hire Carriers list, holding off, at least for another year, a challenge from its primary rival FedEx Corp., based on a comparison of revenue for the 2017 calendar year for UPS and for the 12 months ended Feb. 28, 2018, for FedEx, which operates on a fiscal year ending on May 30.

Also asserting itself at No. 5 is Knight-Swift Transportation Holdings, a high-profile combination of two of the nation's most prominent truckload carriers, Swift Transportation, which ranked No. 7 a year ago, and Knight Transportation, which ranked No. 30. Both companies are based in Phoenix and the combined enterprise moved ahead of YRC Worldwide and Schneider on the list.

Acquisitions fueled big moves in the rankings for several companies, including Daseke Inc., which climbed to No. 29 this year from No. 42 a year ago. The Dallas-based holding company, which began buying up flatbed/heavy specialized carriers in 2009, continued its aggressive consolidation strategy in 2017 with the addition of Steelman Transportation, Roadmaster Group and Moore Freight Service. With revenue topping \$1.3 billion, Daseke now ranks second only to Landstar System as the largest carrier in the flatbed/heavy specialized sector.

Another company making a big jump is Evans Network of Cos. The Pennsylvania-based company picked up Greatwide Truckload Management and added Whitacre Intermodal to its truckload and intermodal/drayage business in 2017, boosting annual revenue to nearly \$900 million and moving up to No. 39 on the TT100 from No. 59 a year ago.

Making its first appearance on the for-hire TT100 at No. 67 is Eagle Express Lines/Hoovestol Inc. The company, which is based in South Holland, Ill., is a combination of two mail contractors, Eagle Express Lines and Hoovestol Inc., and includes revenue picked up from Beam Brothers Trucking, a Virginia-based contractor that shut down in 2017.

Eagle Express Lines/Hoovestol Inc. is one of two mail carriers on the TT100. The other is Salmon Cos., which ranks No. 84 this year, up from No. 94 a year ago.

Two other companies are listed for the first time. One is Two Men and a Truck Movers, a company based in Dallas that provides local moving and storage services through local franchise operators. It ranks No. 64 with systemwide revenue of \$487.2 million. The other is LaserShip Inc., a Vienna, Va.-based provider of last-mile package delivery services. It ranks No. 77 with estimated revenue of \$400 million.

Two companies are making return appearances to the TT100. They are Melton Truck Lines, a flatbed/heavy specialized carrier in Tulsa, Okla., at No. 92, and Acme Truck Line of Gretna, La., another flatbed/heavy specialized carrier with operations that are concentrated in the oil-field service industry, at No. 100.

Data for most of the companies on the TT100 and sectors come directly from company management or from financial reports filed with government agencies in the United States, Canada and Mexico. In some cases, estimates are used to determine annual revenue. Data on carriers in Mexico is provided by Armstrong & Associates Inc., while supplemental data on U.S. carriers comes from S.J. Consulting Group, Modern Bulk Transporter magazine and Husch Blackwell.

One new element this year is a breakdown of trailers by type. In addition to seeing a number for total trailers under the equipment column, you will see the number of dry van, refrigerated, flatbed or tank trailers for that carrier. While not available for every carrier on the TT100, the information does give readers some additional perspective on a carrier's freight-hauling capabilities.

---

### Acknowledgments and Sources






The 2018 Top 100 For-Hire Carriers is an annual project of TRANSPORT TOPICS, with assistance from SJ Consulting Group and Armstrong & Associates Inc.

Senior Features Writer Daniel P. Bearth coordinated the project with help from Erin Rodgers and Alexi Maxwell. It was edited by Seth Clevenger.

Firms wishing to participate in the 2019 Top 100 list can contact TRANSPORT TOPICS at [tteditor@ttnews.com](mailto:tteditor@ttnews.com).

Rank 2018	Rank 2017	Company	Revenue (000)	% Change	Net Income (000)	% Change	Employees	Equipment	Operating Units (Description of Services)
<b>1</b>	<b>1</b>	<b>UPS Inc.</b> Atlanta NYSE: UPS David Abney, Chairman and CEO Jim Barber, COO Richard Peretz, CFO Juan Perez, CIO Alan Gershenhorn, CCO Kate Gutmann, Chief Sales and Solutions Officer <i>ups.com</i>	\$65,872,000 <b>\$60,906,000</b>	8.2	\$4,910,000 <b>\$3,431,000</b>	43.1	454,000 <b>434,000</b>	18,683 company-owned tractors 81,970 pickups and vans 97,746 total trailers 97,530 dry van 5 temperature controlled 211 flatbed 6,368 containers 241 aircraft	<b>UPS Package Operations</b> (air and ground package delivery) <b>UPS Supply Chain Solutions</b> (transportation management, air, ocean, rail and ground freight forwarding, customs brokerage, supply chain consulting and network design, dedicated contract carriage, service parts distribution and repair, returns management, order fulfillment, assembly and distribution) <b>Coyote Logistics</b> (freight brokerage) <b>UPS Freight</b> (regional and interregional LTL, truckload, expedited, dedicated contract carriage, refrigerated intermodal) <b>UPS Capital Corp.</b> (equipment leasing, trade finance, freight payment and insurance) <b>UPS Mail Innovations</b> (mail processing) <b>The UPS Store Inc.</b> (franchiser of retail shipping, postal and business service stores) <b>Marken</b> (supply chain services in pharmaceutical and life sciences industries)
<b>2</b>	<b>2</b>	<b>FedEx Corp.</b> <sup>1</sup> Memphis, Tenn. NYSE: FDX Frederick Smith, Chairman and CEO Alan Graf Jr., CFO David Bronczek, COO Robert Carter, CIO David Cunningham Jr. CEO, FedEx Express Henry Maier, CEO, FedEx Ground Michael Ducker, CEO, FedEx Freight <i>fedex.com</i>	\$63,864,000 <b>\$57,570,000</b>	10.9	\$4,465,000 <b>\$1,907,000</b>	134.1	425,000 <b>400,000</b>	29,813 company-owned tractors 80,417 straight trucks 113,218 total trailers	<b>FedEx Express, FedEx Trade Networks, FedEx CrossBorder, TNT Express</b> (domestic and international air and ground package delivery, air and ocean freight forwarding, customs brokerage, transportation management, order fulfillment, warehousing and distribution, service parts and returned goods management, supply chain consulting) <b>FedEx Ground, FedEx Supply Chain</b> (commercial and residential ground package delivery and consolidation, warehousing and distribution, returned goods management, order fulfillment and contract packaging, parts testing, repair and refurbishment) <b>FedEx Freight, FedEx Custom Critical</b> (regional and national LTL, expedited) <b>FedEx Services, FedEx Office</b> (sales and marketing, information technology support, copying and printing services, signs and banners, data management, e-commerce services)
<b>3</b>	<b>3</b>	<b>XPO Logistics</b> Greenwich, Conn. NYSE: XPO Bradley Jacobs, Chairman and CEO Tony Brooks, President, LTL North America Troy Cooper, President Kenneth Wagers, COO John Hardig, CFO Mario Harik, CIO Scott Malat, Chief Strategy Officer Meghan Henson, Chief Human Resources Officer <i>xpologistics.com</i>	\$15,380,800 <b>\$14,619,400</b>	5.2	\$312,400 <b>\$63,100</b>	395.1	95,000 <b>89,000</b>	8,415 company-owned tractors 73 lease-to-own tractors 7,799 owner-operator tractors 174 straight trucks 183 pickups and vans 27,591 total trailers 9,960 containers	<b>XPO Transportation</b> (freight brokerage, regional and interregional LTL, dry van and refrigerated TL, dedicated contract carriage, intermodal/drayage, air/ expedited, commercial and residential delivery, air and ocean freight forwarding) <b>XPO Logistics</b> (warehousing and distribution, order fulfillment, returned goods management, transportation management, supply chain consulting)

<sup>1</sup> FedEx Corp. revenue and net income are for 12 months ended Feb. 28, 2018, and Feb. 28, 2017.

Rank 2018	Rank 2017	Company	Revenue (000)	% Change	Net Income (000)	% Change	Employees	Equipment	Operating Units (Description of Services)
<b>4</b>	4	<b>J.B. Hunt Transport Services</b> Lowell, Ark.  Nasdaq: JBHT Kirk Thompson, Chairman John Roberts III, President and CEO David Mee, CFO Shelley Simpson, CCO <i>jbhunt.com</i>	\$7,189,568 <b>\$6,555,459</b>	9.7	\$385,308 <b>\$432,090</b>	-10.8	27,670 <b>22,172</b>	14,392 company-owned tractors 32,931 total trailers 88,610 containers	<b>J.B. Hunt Intermodal</b> (intermodal/drayage) <b>J.B. Hunt Truck</b> (dry van TL) <b>J.B. Hunt Dedicated Contract Services</b> (dedicated contract carriage, commercial and residential delivery and installation services) <b>J.B. Hunt Integrated Capacity Solutions</b> (freight brokerage)
<b>5</b>	30	<b>Knight-Swift Transportation Holdings</b> <sup>1</sup> Phoenix  NYSE: KNX Kevin Knight, Chairman Dave Jackson, CEO Kevin Quast, COO Adam Miller, CFO <i>knighttrans.com</i>	\$5,136,261 <b>\$5,149,551</b>	-0.3	\$529,922 <b>\$223,209</b>	137.4	25,400 <b>27,400</b>	18,381 company-owned tractors 4,688 owner-operator tractors 74,949 total trailers 9,122 containers	<b>Knight Trucking</b> (dry van and refrigerated TL, intermodal/drayage, includes operations of Abilene Motor Express acquired in March) <b>Knight Logistics</b> (freight brokerage, intermodal/drayage, transportation management) <b>Swift Truckload</b> (dry van TL) <b>Swift Dedicated</b> (dedicated contract carriage) <b>Swift Refrigerated</b> (refrigerated TL, dedicated contract carriage) <b>Swift Intermodal</b> (intermodal/drayage) <b>Swift Logistics</b> (freight brokerage, repair and maintenance, equipment leasing and insurance)
<b>6</b>	5	<b>YRC Worldwide</b> Overland Park, Kan.  Nasdaq: YRCW James Hoffman, Chairman Darren Hawkins, CEO Stephanie Fisher, CFO <i>ycr.com</i>	\$4,891,000 <b>\$4,697,500</b>	4.1	(\$10,800) <b>\$21,500</b>	NA	32,000 <b>32,000</b>	10,600 company-owned tractors 3,500 lease-to-own tractors 44,600 total trailers 44,600 dry van	<b>YRC Freight</b> (national and international LTL and TL, expedited, cross-border services) <b>YRC Reimer</b> (regional and interregional LTL in Canada, cross-border services) <b>New Penn, Holland, Reddaway</b> (regional and interregional LTL and TL, expedited, cross-border services)
<b>7</b>	6	<b>Schneider</b> Green Bay, Wis.  NYSE: SNDR Chris Lofgren, President and CEO Mark Rourke, COO Lori Lutey, CFO Shaleen Devgun, CIO Steve Matheys, CAO <i>schneider.com</i>	\$4,383,600 <b>\$4,045,736</b>	8.4	\$389,900 <b>\$156,851</b>	148.6	19,600 <b>19,300</b>	9,101 company-owned tractors 2,758 owner-operator tractors 37,637 total trailers 17,535 containers	<b>Schneider Truckload Services</b> (dry van and refrigerated TL, expedited, dedicated contract carriage, liquid bulk, chemical and petroleum tank, flatbed/heavy specialized, commercial and residential delivery, LTL) <b>Schneider Intermodal Services</b> (intermodal and drayage) <b>Schneider Logistics Services</b> (transportation management, freight brokerage, transloading and port drayage, cross-border services, warehousing and distribution, supply chain consulting and network design, domestic and international freight service in China) <b>Schneider Finance</b> (equipment leasing)
<b>8</b>	8	<b>Hub Group</b> Oak Brook, Ill.  Nasdaq: HUBG David Yeager, Chairman and CEO Donald Maltby, President and COO Terri Pizzuto, CFO Phillip Yeager, CCO <i>hubgroup.com</i>	\$4,034,897 <b>\$3,572,790</b>	12.9	\$135,153 <b>\$74,805</b>	80.7	4,377 <b>2,755</b>	1,990 company-owned tractors 1,530 owner-operator tractors 60 straight trucks 5,850 total trailers 4,000 dry van 480 temperature controlled 780 flatbed 10 tank 36,000 containers	<b>Hub Group Intermodal</b> (intermodal/drayage) <b>Hub Highway, Mode Transportation</b> (freight brokerage, project management) <b>Unyson Logistics</b> (transportation management, supply chain consulting) <b>Hub Group Trucking</b> (dry van TL, intermodal/drayage) <b>Hub Group Dedicated</b> (dedicated contract carriage, includes operations of Estenson Logistics acquired in 2017)

<sup>1</sup> Knight-Swift Transportation Holdings revenue and net income are pro forma for Knight Transportation and Swift Transportation.





NA = Not Applicable or Not Available

Rank 2018	Rank 2017	Company	Revenue (000)	% Change	Net Income (000)	% Change	Employees	Equipment	Operating Units (Description of Services)
9	10	<b>TFI International</b> Montreal TSX: TFI Alain Bedard, Chairman, President and CEO Gregory Rumble, CFO tffiint.com	\$3,906,575	28.6	\$130,181	-73	17,044	7,058 company-owned tractors	<b>Canadian Freightways, Cavalier Transportation Services, Clarke Transport, Concord, Kingsway, La Crete Transport, McMurray Serv-U Expediting, National Fast Freight, Quik X, Total Transfer Services, Tripar Transportation, TST Overland Express, Vitran</b> (national and international LTL, intermodal, includes operations of Normandin Transit acquired in April) <b>ICS Courier, Loomis Express, Muskoka Delivery Services, Canpar, Loomis Express, TForce Integrated Solutions</b> (package/courier) <b>A&amp;M International, Besner, Contract Freighters Inc., Clarke Road Transport, Couture, Ganeca, Gregoire, Highland TL, Laidlaw Carriers Van LP, Papineau International, Roadfast, TF Dedicated, Transport America, Transport J.C. Germain, TST Truckload and Load Brokerage</b> (dry van TL, dedicated contract carriage) <b>Bergeron and Maybois, Centre Mecanique Henri Bourassa, Charbonneau, Contrans Flatbed Group, Durocher International, E.L. Farmer, ECL Carriers LP, GHL Transport, Glen Tay Transportation, Golden International, Highland Container, JAF, Kingsway Alimentaire, Kingsway Bulk, Laidlaw Carriers Tank, Laidlaw Carriers Bulk, Les entreprises Dupont 1972, McArthur Express, Mirabel Logistic, Nordique, P&amp;W Intermodal &amp; MTMX, Rebel Transport, TF Truckload and Logistics, Tibbs Transport, Trans2D Logistics, Trans4 Dedicated, Tri-line Carriers, TST Expedited Services, Villeneuve Tank Lines, Westfreight Systems, Winalta</b> (flatbed/heavy specialized, chemical and petroleum tank, liquid and dry bulk, intermodal, oil field and energy services) <b>AC Final Mile, Cavalier Logistics, CFI Logistica, CFI Logistics, CK Logistics, Clarke North America, Cornerstone Logistics, EL Logistics, Hyphen Transportation Management, Kobelt Transportation, Landry, Logikit, Optimal Freight, Patriot Freight Services, Premier Product Management, Quik X Logistics, St-Lambert, Stream Logistics, TForce Critical, TForce Final Mile Canada, TForce Final Mile US, TForce Logistics, Velocity Supply Chain Solutions</b> (transportation management, freight brokerage, warehousing and distribution, equipment leasing)
			\$3,037,205		\$482,592		17,685	9,074 owner-operator tractors 24,617 total trailers 21,298 dry van 1,592 temperature controlled 510 flatbed 1,217 tank	
10	9	<b>Landstar System</b> Jacksonville, Fla. Nasdaq: LSTR Diana Murphy, Chairman Jim Gattoni, President and CEO Joe Beacom, COO Kevin Stout, CFO landstar.com	\$3,646,364	15.1	\$177,088	28.9	1,273	9,438 owner-operator tractors	<b>Landstar Transportation Logistics</b> (dry van and refrigerated TL and LTL, flatbed/heavy specialized, intermodal/dragage, expedited, air and ocean freight forwarding, customs brokerage, cross-border services, project cargo, transportation management) <b>Signature Insurance Co., Risk Management Claim Services</b> (Insurance, claims management)
			\$3,167,634		\$137,350		1,197	258 straight trucks 15,534 total trailers 12,441 dry van 113 temperature controlled 2,980 flatbed	
11	11	<b>Old Dominion Freight Line</b> Thomasville, N.C. Nasdaq: ODFL Earl Congdon, Chairman David Congdon, CEO Greg Gantt, President and COO Adam Satterfield, CFO odfl.com	\$3,358,112	12.3	\$463,774	56.8	20,944	8,316 company-owned tractors	<b>OD Domestic</b> (regional and interregional LTL and TL, freight brokerage) <b>OD Expedited</b> (air and ground expedited, trade show exhibits, commercial and residential delivery and installation) <b>OD Household Services</b> (self-moving services) <b>OD Global</b> (air and ocean)
			\$2,991,517		\$295,765		19,040	124 straight trucks 32,890 total trailers 32,890 dry van	

NA = Not Applicable or Not Available





TRANSPORT TOPICS Top 100 For-Hire Carriers is sponsored online by EFS and TMW

2016 numbers printed in red

Rank 2018	Rank 2017	Company	Revenue (000)	% Change	Net Income (000)	% Change	Employees	Equipment	Operating Units (Description of Services)
<b>12</b>	13	<b>Ryder Supply Chain Solutions</b> <sup>1</sup> Miami  (Ryder System Inc.) Steven Sensing, President, Global Supply Chain Solutions John Diez, President, Dedicated Transportation Solutions <i>ryder.com</i>	\$3,065,500 <b>\$2,658,745</b>	15.3	\$158,400 <b>\$169,172</b>	-6.4	NA NA	NA NA	<b>Ryder Supply Chain Solutions</b> (supply chain consulting, warehousing and distribution, assembly and packaging, freight brokerage, order fulfillment, freight bill payment, returned goods management and repair services, trade services, includes operations of MXD Group acquired in April) <b>Ryder Dedicated Transportation Solutions</b> (dedicated contract carriage)
<b>13</b>	12	<b>ArcBest</b> Fort Smith, Ark. Nasdaq: ARCB Judy McReynolds, Chairman, President and CEO David Cobb, CFO <i>arcb.com</i>	\$2,826,457 <b>\$2,700,219</b>	4.7	\$59,726 <b>\$18,652</b>	220.2	13,000 <b>13,000</b>	4,436 company-owned tractors 78 straight trucks 22,275 total trailers	<b>ABF Freight</b> (national and regional LTL, trade show exhibits, commercial and residential delivery, expedited) <b>ArcBest</b> (freight brokerage, intermodal, air and ocean freight forwarding, air/expedited, transportation management, warehousing and distribution, household goods moving and storage) <b>FleetNet America</b> (emergency breakdown services, vehicle maintenance and towing) <b>ArcBest Technologies</b> (information technology)
<b>14</b>	14	<b>Estes Express Lines</b> Richmond, Va.  Robey Estes, Jr., Chairman, President and CEO William Hupp, COO Stephen Hupp, CFO <i>estes-express.com</i>	\$2,740,000 <b>\$2,400,000</b>	14.2	NA <b>NA</b>	NA <b>NA</b>	17,397 <b>16,570</b>	6,695 company-owned tractors 189 straight trucks 118 pickups and vans 27,443 total trailers 27,179 dry van 264 temperature controlled	<b>Estes Express Lines</b> (regional and national LTL and TL, expedited, consolidation, supply chain consulting, information technology, commercial and residential delivery) <b>Estes Forwarding Worldwide</b> (ground, air and ocean freight forwarding, freight brokerage) <b>Estes SureMove</b> (household goods moving and storage) <b>Estes Level2 Logistics</b> (dedicated contract carriage, dry van TL, flatbed)
<b>15</b>	16	<b>Werner Enterprises</b> Omaha, Neb.  Nasdaq: WERN CL Werner, Chairman Derek Leathers, President and CEO Marty Nordlund, COO John Steele, CFO <i>werner.com</i>	\$2,116,737 <b>\$2,008,991</b>	5.4	\$92,000 <b>\$79,129</b>	16.3	12,154 <b>11,738</b>	6,850 company-owned tractors 630 owner-operator tractors 24,500 total trailers 22,961 dry van 1,376 temperature controlled 163 flatbed	<b>Werner Truckload Transportation Services</b> (dry van and refrigerated TL, flatbed/heavy specialized, expedited, dedicated contract carriage, cross-border services) <b>Werner Global Logistics</b> (air and ocean freight forwarding, freight and customs brokerage, consolidation, transportation management, final mile, intermodal, freight audit and payment, warehousing and distribution, information technology) <b>Fleet Truck Sales</b> (used truck and trailer sales)
<b>16</b>	15	<b>Roadrunner Transportation Systems Inc.</b> Downers Grove, Ill. NYSE: RRTS  Curt Stoelting, CEO Michael Gettle, COO Terence Rogers, CFO Scott Cousins, CIO Frank Hurst, President, Roadrunner Freight Bill Goodgion, President, Ascent Global Logistics <i>rrts.com</i>	\$2,091,300 <b>\$2,033,000</b>	2.9	(91,200) <b>(360,300)</b>	NA	4,600 <b>4,645</b>	1,361 company-owned tractors 2,264 owner-operator tractors 6,820 total trailers	<b>Roadrunner Freight</b> (regional and interregional LTL) <b>Active Aero Group</b> (air/expedited) <b>Roadrunner Temperature Controlled</b> (refrigerated TL and LTL) <b>Roadrunner Intermodal Services</b> (intermodal and drayage) <b>Ascent Global Logistics</b> (transportation management, warehousing and distribution, retail consolidation, air and ocean freight forwarding, customs brokerage)

<sup>1</sup> Net income for Ryder Supply Chain Solutions is for supply chain solutions and dedicated transportation solutions only, before taxes.

NA = Not Applicable or Not Available


Rank 2018	Rank 2017	Company	Revenue (000)	% Change	Net Income (000)	% Change	Employees	Equipment	Operating Units (Description of Services)
<b>17</b>	27	<b>NFI</b> Cherry Hill, N.J.  Jeff Brown, Vice Chairman and President Ike Brown, Vice Chairman and President Sid Brown, CEO Steve Grabell, CFO <i>nfiindustries.com</i>	\$1,910,000 <b>\$1,250,000</b>	52.8	NA <b>NA</b>	NA <b>NA</b>	10,000 <b>8,300</b>	2,400 company-owned tractors 1,600 owner-operator tractors 8,900 total trailers 7,623 dry van 1,008 temperature controlled 57 flatbed 191 containers	<b>NFI Transportation</b> (dry van and refrigerated TL, dedicated contract carriage, flatbed/heavy specialized) <b>NFI Distribution</b> (warehousing and distribution, cross-docking, order fulfillment, contract packaging) <b>NFI Intermodal</b> (intermodal/drayage) <b>NFI Brokerage/Transportation Management</b> (freight brokerage, transportation management, consolidation, freight payment and audit) <b>NFI Real Estate</b> (commercial and industrial real estate development and construction) <b>NFI Global</b> (air and ocean freight forwarding, international warehousing and consolidation, port services) <b>NFI Cal Cartage</b> (port drayage, transloading, consolidation, deconsolidation, customs exams, includes operations of California Cartage Co. acquired in October 2017)
<b>18</b>	18	<b>Prime Inc. <sup>1</sup></b> Springfield, Mo.  Robert Low, Chairman, President and CEO R. Dean Hoedl, CFO Steve Wutke, SVP, Sales <i>primeinc.com</i>	\$1,875,031 <b>\$1,683,834</b>	11.4	\$208,184 <b>\$194,247</b>	7.2	4,300 <b>3,661</b>	6,046 company-owned tractors 250 owner-operator tractors 12,753 total trailers 9 dry van 10,915 temperature controlled 1,345 flatbed 484 tank	<b>Prime Inc.</b> (refrigerated TL, flatbed/heavy specialized, tank/bulk, dedicated contract carriage) <b>Prime Logistics</b> (freight brokerage) <b>Prime Floral</b> (transportation of flowers and plants, consolidation and distribution services) <b>Trailer Skirt Ads</b> (advertising on trailer side skirts) <b>Pedigree Truck Sales</b> (equipment sales) <b>Success Leasing</b> (equipment leasing)
<b>19</b>	21	<b>Penske Logistics</b> Reading, Pa.  (Penske Truck Leasing Co.) Roger Penske, Chairman Brian Hard, CEO Marc Althen, President Paul Ott, CFO <i>penskelogistics.com</i>	\$1,700,000 <b>\$1,500,000</b>	13.3	NA <b>NA</b>	NA <b>NA</b>	18,011 <b>14,180</b>	2,935 company-owned tractors 444 straight trucks 9,108 total trailers 7,178 dry van 1,422 temperature controlled	<b>Penske Logistics</b> (dedicated contract carriage, transportation management, warehousing and distribution, freight brokerage, air and ocean freight forwarding, facilities engineering)
<b>19</b>	17	<b>UniGroup Inc. <sup>2</sup></b> Fenton, Mo.  H. Daniel McCollister, Chairman Brent Stottlemire, Interim President and CFO <i>unigroupinc.com</i>	\$1,700,000 <b>\$1,700,000</b>	0	NA <b>NA</b>	NA <b>NA</b>	NA <b>NA</b>		<b>United Van Lines, Mayflower Transit</b> (household goods, commercial and industrial moving and storage, storage containers, vehicle delivery, high-value products, trade show exhibits, warehousing) <b>UniGroup Worldwide Moving</b> (domestic and international household goods moving, air and ocean freight forwarding) <b>UniGroup Logistics</b> (warehousing and distribution, flatbed/heavy specialized, installation of furniture, fixtures and electronic equipment, project management) <b>Sterling</b> (move management) <b>Allegiant Move Management</b> (government and commercial household goods moving and storage) <b>Trans Advantage</b> (equipment sales and service)

<sup>1</sup> Prime Inc. revenue and net income are for 12 months ended March 31, 2018, and March 31, 2017.

<sup>2</sup> UniGroup Inc. revenue is for 2016.

NA = Not Applicable or Not Available



Rank 2018	Rank 2017	Company	Revenue (000)	% Change	Net Income (000)	% Change	Employees	Equipment	Operating Units (Description of Services)
<b>21</b>	21	<b>U.S. Xpress Enterprises</b> Chattanooga, Tenn. <i>U.S. XPRESS ENTERPRISES</i> NYSE: USX Max Fuller, Chairman Eric Fuller, President and CEO Eric Peterson, CFO <i>usxpress.com</i>	\$1,600,000 <b>\$1,500,000</b>	6.7	NA <b>NA</b>	NA <b>NA</b>	9,522 <b>10,135</b>	5,600 company-owned tractors 1,000 owner-operator tractors 16,800 total trailers	<b>U.S. Xpress Inc.</b> (dry van TL, expedited, dedicated contract carriage, freight brokerage, cross-border services) <b>Total Transportation of Mississippi</b> (dry van TL, expedited, freight brokerage, 90% ownership) <b>Xpress Internacional</b> (dry van TL in Mexico) <b>U.S. Xpress Leasing</b> (equipment leasing)
<b>22</b>	24	<b>R+L Carriers</b> <sup>1</sup> Wilmington, Ohio <i>R+L CARRIERS</i> Ralph Roberts, founder Roby Roberts, CEO Robert Zimmerman, President <i>rlcarriers.com</i>	\$1,580,000 <b>\$1,452,000</b>	8.8	NA <b>NA</b>	NA <b>NA</b>	NA <b>10,000</b>	5,084 company-owned tractors 15,675 total trailers	<b>R+L Carriers</b> (regional and national LTL, expedited and crating services in the U.S. and Canada) <b>R+L Global Logistics</b> (air and ocean freight forwarding, warehousing and distribution, order fulfillment, transportation management, project logistics, trade show exhibits and high-value cargo transportation, intermodal, crossborder services, supply chain consulting) <b>R+L Truckload Services</b> (dry van and refrigerated TL, flatbed, expedited, intermodal) <b>Roberts Truck Sales</b> (equipment sales)
<b>23</b>	19	<b>CRST International</b> Cedar Rapids, Iowa <i>THE TRANSPORTATION SOLUTION</i> <b>CRST</b> INTERNATIONAL Mike Gannon, COO Hugh Ekberg, COO and CEO-Elect Jerry Kilgore, CIO <i>crst.com</i>	\$1,555,000 <b>\$1,546,000</b>	0.6	NA <b>NA</b>	NA <b>NA</b>	7,538 <b>7,849</b>	3,824 company-owned tractors 844 lease-to-own tractors 1,106 owner-operator tractors 7 pickups and vans 12,145 total trailers 10,309 dry van 177 temperature controlled 1,659 flatbed 2 tank 2 containers	<b>CRST Expedited</b> (dry van and refrigerated TL, expedited) <b>CRST Malone</b> (flatbed, dedicated contract carriage) <b>CRST Dedicated Services</b> (dedicated contract carriage) <b>CRST Specialized Transportation</b> (transportation of high-value goods and specialized commodities, commercial and residential delivery, warehousing and distribution, intermodal) <b>CRST Logistics</b> (transportation management, intermodal, freight brokerage) <b>BESL Transfer Co.</b> (flatbed/heavy specialized) <b>Pegasus Transportation</b> (refrigerated and dry van TL) <b>Gardner Trucking</b> (dry van and refrigerated TL and LTL, flatbed, dedicated contract carriage, drayage and warehousing, freight brokerage)
<b>24</b>	25	<b>Kenan Advantage Group</b> North Canton, Ohio <i>KENAN ADVANTAGE GROUP INC.</i> Dennis Nash and Carl Young, Chairmen Bruce Blaise, President and CEO Grant Mitchell, COO Charlie DeLacey, CFO <i>thekag.com</i>	\$1,441,440 <b>\$1,421,975</b>	1.4	NA <b>NA</b>	NA <b>NA</b>	9,000 <b>7,561</b>	8,490 company-owned tractors 1,110 lease-to-own tractors 2,923 owner-operator tractors 362 straight trucks 19,377 total trailers 19,377 tank	<b>KAG Fuels Delivery</b> (petroleum and chemical tank, propane, asphalt, renewable fuels, dedicated contract carriage) <b>KAG Specialty Products</b> (chemical tank, liquid and dry bulk, dedicated contract carriage, tank washing) <b>KAG Merchant Gas</b> (industrial gas) <b>KAG Canada</b> (liquid and dry bulk in Canada) <b>KAG Logistics</b> (transportation management, freight payment and auditing, renewable fuel storage and transloading) <b>KAG Tank Leasing</b> (trailer leasing)
<b>25</b>	26	<b>C.R. England Inc.</b> Salt Lake City  <i>C.R.England</i> Dan England, Chairman Chad England, CEO Josh England, President Zach England, COO TJ McGeean, CFO Dean England, Co-Chairman TJ England, Chief Legal Officer Brandon Harrison, Chief Sales Officer <i>crengland.com</i>	\$1,405,411 <b>\$1,304,898</b>	7.7	NA <b>NA</b>	NA <b>NA</b>	7,975 <b>7,883</b>	4,081 company-owned tractors 63 lease-to-own tractors 69 owner-operator tractors 6,116 total trailers 989 dry van 5,077 temperature controlled 70 flatbed	<b>C.R. England Inc.</b> (refrigerated and dry van TL, flatbed, dedicated contract carriage, intermodal, cross-border services) <b>England Logistics</b> (freight brokerage, air and ocean freight forwarding, intermodal, dry and refrigerated LTL, parcel, transportation management, supply chain consulting, facility engineering, warehousing and distribution) <b>England Carrier Services</b> (financial services, fuel and equipment sales, maintenance and compliance services) <b>Premier Truck Driving Schools</b> (driver training) <b>Lakeside Medical Clinic</b> (driver health services)

<sup>1</sup> R+L Carriers revenue is estimated by S.J. Consulting Group.

NA = Not Applicable or Not Available

TRANSPORT TOPICS Top 100 For-Hire Carriers is sponsored online by EFS and TMW

2016 numbers printed in red






Rank 2018	Rank 2017	Company	Revenue (000)	% Change	Net Income (000)	% Change	Employees	Equipment	Operating Units (Description of Services)
<b>26</b>	21	<b>Sirva Inc.</b> <sup>1</sup> Oakbrook Terrace, Ill. (Madison Dearborn Partners) Thomas Oberdorf, CEO Deborah Balli, President, Global Relocation Services Andrew Coolidge, COO John Kirk, CIO Linda Smith, CCO <i>sirva.com</i>	\$1,400,000	0	NA	NA	NA	NA	<b>Allied Van Lines, North American Van Lines, Allied Pickfords</b> (domestic and international household goods, military, commercial and industrial moving and storage, vehicle delivery, high-value products) <b>Smartbox Solutions Inc.</b> (portable self-storage container moving) <b>Sirva Relocation, Sirva Move Management, Sirva Global Relocation, Sirva Mortgage, Sirva Settlement</b> (relocation-management support services, mortgage services)
			\$1,400,000		NA		NA		
<b>27</b>	28	<b>Saia Inc.</b> Johns Creek, Ga. Nasdaq: SAIA Herbert Trucksess III, Chairman Richard O'Dell, President and CEO Frederick Holzgreffe III, CFO Raymond Ramu, CCO <i>saia.com</i>	\$1,378,510	13.1	\$91,156	89.8	9,500	4,259 company-owned tractors	<b>Saia LTL Freight</b> (regional and interregional LTL and TL, expedited) <b>LinkEx Inc.</b> (supply chain consulting, air and ocean freight forwarding, warehousing, commercial and residential delivery) <b>Saia Logistics Services</b> (transportation management, freight brokerage)
			\$1,218,481		\$48,024		9,000	13,901 total trailers	
<b>28</b>	20	<b>Purolator Holdings Ltd.</b> Mississauga, Ontario <b>Purolator</b> (Canada Post Corp., Barry Lapointe Holdings) John Ferguson, President and CEO John Costanzo, President, Purolator International <i>purolator.com</i>	\$1,343,111	16.6	NA	NA	10,000	465 company-owned tractors	<b>Purolator Inc.</b> (air and ground package delivery) <b>Purolator Freight</b> (regional and interregional LTL, expedited) <b>Purolator International</b> (international package and freight delivery, expedited, cross-border services) <b>Purolator Logistics</b> (supply chain consulting, transportation management, air and ocean freight forwarding, customs brokerage, warehousing and distribution, parts assembly and kitting, returned goods management, commercial delivery and installation services)
			\$1,151,594		NA		10,000	181 straight trucks 2,884 pickups and vans 1,329 total trailers	
<b>29</b>	42	<b>Daseke Inc.</b> Addison, Texas Nasdaq: DSKE Don Daseke, Chairman and CEO R. Scott Wheeler, President Bharat Mahajan, CFO <i>daseke.com</i>	\$1,300,000	68.8	\$26,996	NA	4,700	3,200 company-owned tractors	<b>Boyd Bros. Transportation, WTI Transport, Mid Seven Transportation, Central Oregon Truck Co., Hornady Transportation</b> (flatbed, freight brokerage) <b>Tennessee Steel Haulers, Alabama Carriers, Fleet Movers Inc.</b> (flatbed, freight brokerage, acquired in December 2017) <b>E.W. Wylie Corp., J. Grady Randolph Inc., Lone Star Transportation</b> (flatbed, freight brokerage) <b>Smokey Point Distributing</b> (flatbed, freight brokerage, glass, includes assets of Belmont Enterprises acquired in December 2017) <b>Bulldog Hiway Express</b> (drayage, flatbed/heavy specialized) <b>Boyd Logistics</b> (freight brokerage) <b>Big Freight Systems</b> (flatbed/heavy specialized, warehousing in Canada) <b>The Schilli Cos.</b> (flatbed/heavy specialized, warehousing and distribution, truck leasing and rental) <b>Steelman Transportation, Group One Inc.</b> (flatbed/heavy specialized, freight brokerage, acquired in July 2017) <b>Roadmaster Group, Tri-State Motor Transit Co.</b> (arms, ammunition and explosives, flatbed/heavy specialized, dry van TL, dromedary, hazmat, high-security hauling services, freight brokerage, acquired in December 2017) <b>Moore Freight Service</b> (glass, flatbed/heavy specialized, acquired in December 2017) <b>Aveda Transportation and Energy Services</b> (flatbed/heavy specialized, oilfield services in U.S. and Canada, acquired in June)
			\$770,000		(\$12,279)		3,400	2,000 owner-operator tractors 11,500 total trailers	

<sup>1</sup> Sirva Inc. revenue is for 2016.

NA = Not Applicable or Not Available

TRANSPORT TOPICS Top 100 For-Hire Carriers is sponsored online by EFS and TMW

2016 numbers printed in red

Rank 2018	Rank 2017	Company	Revenue (000)	% Change	Net Income (000)	% Change	Employees	Equipment	Operating Units (Description of Services)
<b>30</b>	29	<b>Southeastern Freight Lines</b> Lexington, S.C.  SOUTHEASTERN FREIGHT LINES sefl.com W.T. Cassels Jr., Chairman W.T. Cassels III, President J. Russel Burleson Jr., CFO	\$1,260,050 <b>\$1,192,296</b>	5.7	NA NA	NA NA	8,792 <b>8,458</b>	3,376 company-owned tractors 259 owner-operator tractors 119 straight trucks 11,697 total trailers 11,697 dry van	<b>Southeastern Freight Lines</b> (regional and interregional LTL and TL, assembly and distribution) <b>G&amp;P Trucking</b> (dry van TL) <b>Southeastern Logistics Solutions</b> (freight brokerage)
<b>31</b>	32	<b>Universal Logistics Holdings</b> Warren, Mich. Nasdaq: ULH  Jeff Rogers, CEO Jude Beres, CFO goutsi.com	\$1,216,665 <b>\$1,072,751</b>	13.4	\$28,123 <b>\$24,244</b>	16.1	8,231 <b>6,275</b>	935 company-owned tractors 2,849 owner-operator tractors 19 straight trucks 27 pickups and vans 5,765 total trailers 3,210 dry van 15 temperature controlled 795 flatbed 806 containers	<b>Universal Truckload</b> (dry van TL, flatbed/heavy specialized, motor vehicle drive away, dedicated contract carriage, expedited, transportation management, freight brokerage, switching and yard management) <b>Universal Intermodal Services</b> (intermodal/drayage) <b>Fore Transportation</b> (intermodal/drayage, yard management, chassis rental, equipment repair and maintenance, acquired in February) <b>CTX Inc.</b> (air/expedited, freight brokerage) <b>Linc Logistic Solutions, Universal Logistics Solutions International</b> (warehousing and distribution, consolidation, air and ocean freight forwarding, customs brokerage, order fulfillment, project management, returned goods management, kitting and parts assembly) <b>Cavalry Logistics</b> (freight brokerage) <b>Westport Axle</b> (assembly and distribution, warehousing, parts manufacturing)
<b>32</b>	31	<b>Averitt Express</b> Cookeville, Tenn.  Gary Sasser, Chairman and CEO Wayne Spain, President and COO Johnny Fields, CFO averittexpress.com	\$1,146,970 <b>\$1,091,475</b>	5.1	\$98,967 NA	NA	8,500 NA	4,513 company-owned tractors 44 straight trucks 14,585 total trailers 14,339 dry van 46 temperature controlled 200 flatbed	<b>Averitt Express</b> (regional and interregional LTL, flatbed, dry van and refrigerated TL, dedicated contract carriage, expedited, cross-border services, air and ocean freight forwarding, customs brokerage, freight brokerage, intermodal, warehousing and distribution, drayage, transloading, product assembly, transportation management, returned goods management, order fulfillment, commercial and residential delivery, supply chain consulting)
<b>33</b>	37	<b>Forward Air Corp.</b> Greeneville, Tenn. Nasdaq: FWRD  Bruce Campbell, Chairman Thomas Schmitt, President and CEO Michael Morris, CFO Matthew Jewell, President, Intermodal Chris Ruble, COO, Expedited Services forwardair.com	\$1,100,816 <b>\$982,530</b>	12	\$87,321 <b>\$27,670</b>	215.6	4,898 <b>4,788</b>	964 company-owned tractors 6,464 total trailers	<b>Forward Air Inc.</b> (air/expedited, dry van and refrigerated TL and LTL, consolidation, customs brokerage, dedicated contract carriage, freight brokerage) <b>Forward Air Solutions Inc.</b> (pool distribution) <b>Central States Trucking Co.</b> , Central States Logistics (intermodal/drayage, transloading, warehousing, includes operations of Atlantic Trucking Co. acquired in April)
<b>34</b>	35	<b>Crete Carrier Corp.</b> Lincoln, Neb.  Tonn Ostergard, Chairman and CEO Tim Aschoff, President and COO Kelly Just, CFO cretecarrier.com	\$1,100,000 <b>\$1,030,000</b>	6.8	NA NA	NA NA	6,000 <b>5,500</b>	5,100 company-owned tractors 300 owner-operator tractors 14,000 total trailers	<b>Crete Carrier Corp.</b> (dry van TL, dedicated contract carriage) <b>Shaffer Trucking</b> (refrigerated TL, dedicated contract carriage) <b>Hunt Transportation</b> (flatbed/heavy specialized)

NA = Not Applicable or Not Available

TRANSPORT TOPICS Top 100 For-Hire Carriers is sponsored online by EFS and TMW

2016 numbers printed in red

Rank 2018	Rank 2017	Company	Revenue (000)	% Change	Net Income (000)	% Change	Employees	Equipment	Operating Units (Description of Services)
<b>35</b>	33	<b>Celadon Group</b> <sup>1</sup> Indianapolis OTC: CGIP Michael Miller, Chairman Jon Russell, President and COO Paul Svindland, CEO Thom Albrecht, CFO <i>celadontrucking.com</i>	\$1,065,356 <b>\$1,050,000</b>	1.5	NA <b>\$2,700</b>	NA	5,200 <b>6,000</b>	3,200 company-owned tractors 300 lease-to-own tractors 130 owner-operator tractors 25 straight trucks 12 pickups and vans 10,000 total trailers 8,000 dry van 2,000 temperature controlled	<b>Celadon Trucking Services, Hyndman Transport, Osborn Transportation, A&amp;S Kinard, Taylor Express</b> , (dry van and refrigerated TL and LTL, expedited, dedicated contract carriage, intermodal/drayage) <b>Servicios de Transportacion Jaguar</b> (dry van TL in Mexico) <b>Celadon Logistics Services</b> (transportation management, warehousing and distribution, product assembly and packaging, freight brokerage) <b>GSM Transportation</b> (industrial maintenance, repair and operations parts delivery and inventory management, 49% ownership)
<b>36</b>	34	<b>Anderson Trucking Service</b> St. Cloud, Minn. Rollie Anderson, Chairman and CEO Jacob Wood, President Brent Anderson, COO Paul Pfeiffer, CFO Scott Anderson, Senior Executive Vice President and Secretary <i>atsinc.com</i>	\$1,004,301 <b>\$1,032,144</b>	-2.7	NA <b>NA</b>	NA	1,996 <b>1,410</b>	800 company-owned tractors 1,852 owner-operator tractors 6,958 total trailers 3,370 dry van 3,588 flatbed	<b>ATS Specialized, New Energy Transport, Warren Transport, Midwest Specialized Transportation, Waylon Transport</b> (flatbed/heavy specialized, intermodal) <b>ATS Inc.</b> (dry van TL) <b>ATS Logistics Services</b> (transportation management, freight brokerage, warehousing and consolidation, packaging, pilot car services) <b>ATS Maritime</b> (heavy specialized, project management, intermodal, air and ocean freight forwarding, customs brokerage) <b>Sureway Transportation Co.</b> (freight sales) <b>SunBelt Xpress</b> (transportation of furniture, residential and commercial delivery, expedited, LTL, freight brokerage) <b>Iowa Loading Service, National Specialized Services</b> (logistics services) <b>Competitive Equipment Leasing</b> (equipment leasing) <b>Transportation Trucking Insurance Co.</b> (insurance) <b>QLine Trucking Ltd.</b> (flatbed/heavy specialized in Canada, acquired in March 2017)
<b>37</b>	38	<b>KLLM Transport Services</b> Jackson, Miss. (Duff Brothers Capital) Jim Richards, President and CEO Terry Thornton, CFO <i>kllm.com</i>	\$959,000 <b>\$937,000</b>	2.3	NA <b>NA</b>	NA	NA <b>NA</b>	3,800 company-owned tractors 5,700 total trailers 5,700 temperature controlled	<b>KLLM Inc.</b> (refrigerated TL, dedicated contract carriage, intermodal) <b>KLLM Logistics Services</b> (expedited TL and LTL, airfreight, commercial delivery, freight brokerage) <b>Frozen Food Express</b> (refrigerated LTL, dedicated contract carriage) <b>KLLM Driving Academy</b> (driver training)
<b>38</b>	39	<b>Lynden Inc.</b> Anchorage, Alaska Jim Jansen, Chairman Jon Burdick, President and CEO Alexander McCallor, COO Brad McKeown, CFO Everett Billingslea, CLO <i>lynden.com</i>	\$950,000 <b>\$925,000</b>	2.7	NA <b>NA</b>	NA	2,600 <b>2,800</b>	654 company-owned tractors 114 owner-operator tractors 1 straight trucks 38 pickups and vans 2,889 total trailers 22,022 containers	<b>Alaska Marine Lines</b> (barge) <b>Alaska West Express</b> (chemical and petroleum tank, intermodal, dry bulk, flatbed/heavy specialized, oil field services) <b>Lynden Transport</b> (dry van and refrigerated TL, flatbed/heavy specialized, LTL) <b>Brown Line LLC</b> (refrigerated TL) <b>LTI Inc.</b> (liquid and dry bulk) <b>Lynden International</b> (air and ocean freight forwarding, customs brokerage, warehousing and distribution, returned goods management, commercial and residential delivery, trade show exhibits) <b>Lynden Air Cargo</b> (airfreight) <b>Lynden Logistics</b> (transportation management, dedicated contract carriage) <b>Lynden Training Center</b> (hazardous materials response training)

<sup>1</sup> Celadon Group revenue is approximate and subject to change after completion of financial audit.

NA = Not Applicable or Not Available

TRANSPORT TOPICS Top 100 For-Hire Carriers is sponsored online by EFS and TMW

2016 numbers printed in red

Rank 2018	Rank 2017	Company	Revenue (000)	% Change	Net Income (000)	% Change	Employees	Equipment	Operating Units (Description of Services)
<b>39</b>	59	<b>Evans Network of Cos.</b> Schuylkill Haven, Pa. (Calera Capital) Albert Evans Jr., Chairman Matthew B. Bates, CEO Brian Frey, CFO <i>evansdelivery.com</i>	\$898,000 \$505,000	77.8	NA NA	NA NA	376 320	14 company-owned tractors 5,000 owner-operator tractors 550 total trailers 550 dry van	<b>All Points Transport, Catfish Container, Century Express Brand, Compass Intermodal, Commercial Transportation, Drayage Express, Evans Delivery Company, FIT Transportation, Hale Intermodal Trucking, Land Transportation, Phoenix Transportation, Madaris Transportation, Newhawk Xpress, Orion Intermodal Services, Pierside Intermodal, Polaris Intermodal, Regan Intermodal, 61 Transport, West Contract Brand, Whitacre Intermodal</b> (intermodal/drayage, dry van TL) <b>DM Transportation</b> (inbound transportation management) <b>Greatwide Truckload Management</b> (dry van TL, flatbed, intermodal/drayage, freight brokerage, acquired in October 2017) <b>West Motor Freight</b> (dry van TL, flatbed, freight brokerage) <b>Packard Transport</b> (flatbed, dry van TL, freight brokerage) <b>New Age Transportation, Distribution &amp; Warehousing Inc.</b> (freight brokerage, acquired in May)
<b>40</b>	41	<b>Atlas World Group</b> Evansville, Ind. Jack Griffin, Chairman and CEO Joe Stackhouse, President and COO Don Breivogel, CFO <i>atlasworldgroupinc.com</i>	\$842,100 \$795,239	5.9	\$4,800 NA	NA NA	671 NA	2 company-owned tractors 1,269 owner-operator tractors 1,658 straight trucks 4,076 total trailers 3,973 dry van 23 temperature controlled 82 flatbed	<b>Atlas Van Lines</b> (household goods, commercial and industrial moving and storage, high-value goods, store fixtures, trade-show exhibits, electronics and fine art, dry van TL) <b>Atlas Van Lines International</b> (air and ocean freight forwarding, military and government moving and storage) <b>Avail Move Management, Cornerstone Relocation Group</b> (relocation and move-management services) <b>Atlas Logistics</b> (transportation management, freight brokerage) <b>Titan Global Distribution</b> (project management, warehousing, commercial delivery and installation services) <b>Atlas World-Class Travel</b> (travel and lodging services) <b>Atlas Terminal Co.</b> (equipment sales and repair, financial services)
<b>41</b>	40	<b>Ruan</b> Des Moines, Iowa John Ruan III, Chairman Ben McLean, CEO Dan Van Alstine, President and COO Steve Wood, CFO <i>ruan.com</i>	\$836,298 \$872,184	-4.1	NA NA	NA NA	5,500 5,546	2,900 company-owned tractors 60 straight trucks 8,710 total trailers 4,250 dry van 1,900 temperature controlled 1,250 flatbed 940 tank	<b>Ruan Dedicated Contract Transportation</b> (dedicated contract carriage, dry van TL, liquid and dry bulk, commercial delivery) <b>Ruan Supply Chain Solutions</b> (transportation management, freight brokerage, warehousing and distribution, product assembly and packaging, freight payment and audit, yard management, order fulfillment, returned goods management, commercial and residential delivery) <b>Ruan Transport Corp.</b> (liquid and dry bulk, chemical tank)
<b>42</b>	43	<b>Quality Distribution Inc. <sup>1</sup></b> Tampa, Fla. (Apax Partners) Gary Enzor, Chairman and CEO Joseph Troy, CFO Randy Strutz, President, Quality Carriers Anthony Morsovillo, President, Boasso America <i>qualitydistribution.com</i>	\$786,000 \$758,000	3.7	NA NA	NA NA	NA NA	717 company-owned tractors 1,824 owner-operator tractors 5,204 total trailers	<b>Quality Carriers Inc.</b> (chemical tank, liquid and dry bulk) <b>QC Energy Resources</b> (oil, sand, water and production fluid transport for oil and gas drilling) <b>Quality Transload</b> (transloading) <b>Boasso America</b> (intermodal tank, container storage, shipping, maintenance and repair, includes operations of Best Transportation Service Inc. in the United States and Den Hartogh Cleaning in The Netherlands in 2017)

<sup>1</sup> Quality Distribution Inc. revenue is estimated by S.J. Consulting Group.

NA = Not Applicable or Not Available

TRANSPORT TOPICS Top 100 For-Hire Carriers is sponsored online by EFS and TMW

2016 numbers printed in red

Rank 2018	Rank 2017	Company	Revenue (000)	% Change	Net Income (000)	% Change	Employees	Equipment	Operating Units (Description of Services)
<b>43</b>	44	<b>Central Transport International</b> <sup>2</sup> Warren, Mich. (CenTra Inc.) Manuel Moroun, Chairman, President and CEO Matthew Moroun, Vice Chairman <i>centraltransportint.com</i>	\$754,000 \$703,000	7.3	NA NA	NA NA	NA NA	3,180 company-owned tractors 149 straight trucks 6,543 total trailers	<b>Central Transport</b> (regional and interregional LTL, pool distribution)
<b>44</b>	36	<b>Cardinal Logistics Holdings</b> Concord, N.C. (Centerbridge Partners) Vin McLoughlin, Chairman Tom Hostetler, CEO Jerry Bowman, President and COO Michael Roberts, CFO <i>cardlog.com</i>	\$720,000 \$725,000	-0.7	NA NA	NA NA	4,245 4,642	2,592 company-owned tractors 313 owner-operator tractors 79 straight trucks 7,940 total trailers	<b>Cardinal Logistics Management</b> (dedicated contract carriage, dry van and refrigerated TL and LTL, freight brokerage) <b>Greatwide Distribution Management</b> (warehousing and distribution, order fulfillment, product assembly, returned goods management)
<b>45</b>	51	<b>Day &amp; Ross Transportation Group</b> <sup>1</sup> Hartland, New Brunswick (McCain Foods Ltd.) Bill Doherty, President and CEO Kevin Chase, CFO <i>dayrossgroup.com</i>	\$718,941 \$640,515	12.2	NA NA	NA NA	2,240 1,829	410 company-owned tractors 1,390 owner-operator tractors 417 straight trucks 199 pickups and vans 5,714 total trailers 4,468 dry van 1,216 temperature controlled 30 flatbed	<b>Day &amp; Ross Freight</b> (national and international LTL, dry van and refrigerated TL, flatbed/heavy specialized, commercial delivery, cross-border services, expedited, dangerous goods) <b>Day &amp; Ross Supply Chain and Trade Networks</b> (supply chain consulting, transportation management, air and ocean freight forwarding, intermodal/drayage, project management, warehousing and distribution, plant relocation services, consolidation, freight brokerage) <b>Day &amp; Ross Dedicated Logistics</b> (dedicated contract carriage, warehousing and distribution, kitting and assembly, returned goods management, includes operations of REI Logistics and Korten Quality Systems acquired in November 2017) <b>Sameday Worldwide</b> (expedited, air and ground package delivery, order fulfillment, residential delivery)
<b>46</b>	50	<b>Pitt Ohio Transportation Group</b> Pittsburgh Charles Hammel III, President Edward Meier, President, ECM Transport Gary Dornh, President, Dornh Transfer Terry Reed, President, US Special Delivery Bob Dumit, President, Palmetto State Transportation <i>pittohio.com</i>	\$715,827 \$649,972	10.1	NA NA	NA NA	5,381 3,178	1,856 company-owned tractors 623 straight trucks 5,372 total trailers	<b>Pitt Ohio</b> (regional and interregional LTL, expedited, assembly and distribution, warehousing, supply chain consulting, information technology) <b>Dornh Transfer</b> (regional and interregional LTL, expedite, warehousing and distribution) <b>US Special Delivery</b> (regional and interregional LTL and TL, expedite, consolidation) <b>ECM Transport</b> (dry van TL, hazmat, 51% ownership) <b>Palmetto State Transportation</b> (dry van TL, warehousing, hazmat, expedite, refrigerated TL) <b>Motor Carrier Service</b> (dry van TL) <b>U.S. Cargo</b> (package, LTL, pool distribution)

<sup>2</sup> Central Transport International revenue is estimated by S.J. Consulting Group.

<sup>1</sup> Day & Ross Transportation revenue is for 12 months ended June 30, 2017, and June 30, 2016.

NA = Not Applicable or Not Available

Rank 2018	Rank 2017	Company	Revenue (000)	% Change	Net Income (000)	% Change	Employees	Equipment	Operating Units (Description of Services)
<b>47</b>	47	<b>Covenant Transport Services</b> Chattanooga, Tenn. Nasdaq: CVTI David Parker, Chairman and CEO Joey Hogan, President and COO Richard Cribbs, CFO Paul Bunn, CAO Ryan Rogers, Chief Transformation Officer <i>covenanttransport.com</i>	\$705,000 \$670,651	5.1	\$55,000 \$16,835	226.7	4,297 4,400	2,700 company-owned tractors 7,389 total trailers 4,507 dry van 2,882 temperature controlled	<b>Covenant Transport</b> (dry van TL, expedited, dedicated contract carriage) <b>Southern Refrigerated Transport</b> (refrigerated and dry van TL, intermodal/drayage) <b>Star Transportation</b> (dry van TL) <b>Covenant Transport Solutions</b> (freight brokerage)
<b>48</b>	46	<b>Marten Transport Ltd.</b> Mondovi, Wis. Nasdaq: MRTN Randolph Marten, Chairman and CEO Timothy Kohl, President James Hinnendael, CFO <i>marten.com</i>	\$698,120 \$671,144	4	\$90,284 \$33,464	169.8	3,492 3,622	2,678 company-owned tractors 60 owner-operator tractors 4,909 total trailers 966 dry van 3,943 temperature controlled	<b>Marten Transport</b> (refrigerated and dry van TL, dedicated contract carriage, intermodal/drayage, freight brokerage) <b>MW Logistics</b> (freight brokerage, liquid and dry bulk, 45% ownership)
<b>49</b>	49	<b>Stevens Transport</b> Dallas Steve Aaron, Chairman and CEO Clay Aaron, President Todd Aaron, Vice Chairman <i>stevenstransport.com</i>	\$694,980 \$662,450	4.9	\$83,845 \$77,990	7.5	2,925 2,703	2,000 company-owned tractors 810 lease-to-own tractors 4,010 total trailers 4,010 temperature controlled	<b>Stevens Transport</b> (refrigerated and dry van TL, intermodal, dedicated contract carriage, transloading, transportation management)
<b>50</b>	53	<b>AAA Cooper Transportation</b> Dothan, Ala. G. Mack Dove, Chairman Reid Dove, President and CEO Steve Roy, CFO Charlie Prickett, COO <i>aaacooper.com</i>	\$665,000 \$605,538	9.8	NA NA	NA NA	5,000 4,600	3,000 company-owned tractors 6,500 total trailers	<b>AAA Cooper Transportation</b> (regional and interregional LTL and TL, tank/bulk, dedicated contract carriage, port services, freight brokerage, ocean freight forwarding, truck maintenance and repair)
<b>51</b>	56	<b>United Road Services Inc.</b> Romulus, Mich. (The Carlyle Group) Kathleen McCann, Chairman and CEO Mark Anderson, President and COO David Gann, CFO <i>unitedroad.com</i>	\$645,000 \$525,000	22.9	NA NA	NA NA	1,700 1,700	1,150 company-owned tractors 700 owner-operator tractors 1,150 total trailers	<b>United Road Premier Vehicle Transport</b> (vehicle hauling) <b>United Road Alaska Vehicle Transport</b> (vehicle hauling in Alaska) <b>United Road Specialty Vehicle Transport/Pilot Transport</b> (enclosed vehicle hauling) <b>United Road My Vehicle Transport</b> (consumer vehicle hauling)

NA = Not Applicable or Not Available

TRANSPORT TOPICS Top 100 For-Hire Carriers is sponsored online by EFS and TMW






2016 numbers printed in red

Rank 2018	Rank 2017	Company	Revenue (000)	% Change	Net Income (000)	% Change	Employees	Equipment	Operating Units (Description of Services)
<b>52</b>	58	<b>Mullen Group</b> <sup>2</sup> Okotoks, Alberta TSX: MTL Murray Mullen, Chairman, President and CEO Stephen Clark, CFO <i>mullen-group.com</i>	\$627,372 \$520,272	20.6	NA NA	NA	3,535 3,267	1,252 company-owned tractors 667 owner-operator tractors 352 straight trucks 208 pickups and vans 5,065 total trailers 568 containers	<b>Mullen Trucking, Payne Transportation, RDK Transportation Co.</b> (dry van TL and LTL, flatbed/heavy specialized) <b>Cascade Carriers</b> (dry bulk) <b>Bernard Transport, Gardewine Group, Grimshaw Trucking, Hi-Way 9 Group of Companies, Jay's Transportation Group, Courtesy Freight Systems, Hi-Way 9 Group</b> (regional LTL) <b>Canada Transport</b> (dry van TL and LTL) <b>Tenold Transportation</b> (dry van TL and LTL, warehousing, cable cutting and reel services) <b>Kleysen Group Ltd.</b> (dry van TL, intermodal) <b>Smook Contractors Ltd.</b> (construction services, aggregate hauling) <b>DWS Logistics</b> (warehousing and distribution, acquired in February)
<b>53</b>	52	<b>Heartland Express</b> North Liberty, Iowa Nasdaq: HTLD Michael Gerdin, Chairman, President and CEO Christopher Strain, CFO <i>heartlandexpress.com</i>	\$607,336 \$612,937	-0.9	\$75,173 \$56,386	33.3	3,800 3,600	6,719 company-owned tractors 19,975 total trailers	<b>Heartland Express</b> (dry van and refrigerated TL, dedicated contract carriage, freight brokerage)
<b>54</b>	48	<b>Jack Cooper Holdings</b> Kennesaw, Ga. Sarah Amico, Chairman Michael Riggs, CEO Kyle Haulotte, CFO Kirk Hay, CIO Greg May, CAO <i>jackcooper.com</i>	\$602,825 \$667,849	-9.7	\$74,839 NA	NA	3,753 NA	2,563 company-owned tractors 74 lease-to-own tractors	<b>Jack Cooper Transport</b> (truck transport, yard management) <b>Jack Cooper Logistics</b> (freight brokerage, relocations, title services, claims management, vehicle inspections, rail and yard management) <b>Jack Cooper Diversified</b> (truck transport, logistics)
<b>55</b>	61	<b>PS Logistics</b> Birmingham, Ala. Scott Smith, CEO D. Houston Vaughn, President and COO Brian Barze, CFO <i>www.pstrans.com</i>	\$595,780 \$495,300	20.3	NA NA	NA	3,000 2,600	2,415 company-owned tractors 2,223 total trailers	<b>P&amp;S Transportation, Blair Logistics, Loudon County Trucking, MTB Transport, Platte River Transport, Red Mountain Transportation, National Strategic Transport</b> (flatbed/heavy specialized) <b>RWH Trucking, Purdy Brothers Trucking</b> (refrigerated TL) <b>Shelton Trucking Services</b> (flatbed/heavy specialized, acquired in January) <b>TA Services</b> (freight brokerage) <b>Sellers 3PL</b> (transportation management)
<b>56</b>	45	<b>Trimac Transportation</b> Calgary, Alberta Jeff McCaig, Chairman Matt Faure, CEO William Marchbank, COO Scott Calver, CFO Brian Murray, CCO <i>trimac.com</i>	\$576,796 \$547,859	5.3	NA NA	NA	3,200 3,400	950 company-owned tractors 770 owner-operator tractors 150 pickups and vans 3,800 total trailers	<b>Trimac Transportation Services</b> (chemical and petroleum tank, liquid and dry bulk, pressurized gases in Canada and the United States) <b>National Tank Services</b> (tank cleaning, equipment maintenance) <b>Bulk Plus Logistics</b> (transportation management, warehousing, freight brokerage, bulk transfer and storage, inventory management)

<sup>2</sup> Mullen Group revenue is for trucking operations only.

NA = Not Applicable or Not Available



Rank 2018	Rank 2017	Company	Revenue (000)	% Change	Net Income (000)	% Change	Employees	Equipment	Operating Units (Description of Services)
<b>57</b>	56	<b>OnTrac Inc.</b> Chandler, Ariz.  Rob Humphrey Jr., President and COO Thomas Fischer, CFO Rick Chase, CAO <i>ontrac.com</i>	\$572,856 \$525,000	9.1	NA NA	NA NA	NA 3,000	36 company-owned tractors 8 straight trucks 950 total trailers	<b>OnTrac</b> (time-definite parcel delivery in eight western states, international mail distribution, warehousing and distribution, packing and storage services)
<b>58</b>	55	<b>Western Express</b> Nashville, Tenn.  Donna Wise, Chairman Paul Wieck, President and CEO Robert Stachura, COO Richard Prickett, CFO <i>westernexp.com</i>	\$566,230 \$527,909	7.3	\$41,998 \$38,334	9.6	2,850 3,000	2,526 company-owned tractors 29 owner-operator tractors 7,800 total trailers 5,000 dry van 2,800 flatbed	<b>Western Express</b> (dry van and flatbed TL, expedited, intermodal/dragage, freight brokerage, yard management, dedicated contract carriage)
<b>59</b>	60	<b>Dayton Freight Lines</b> Dayton, Ohio  Thomas Cronin Jr., President Bryan Brown, CFO Michael Cronin, Executive Vice President <i>daytonfreight.com</i>	\$562,000 \$498,370	12.8	NA NA	NA NA	4,501 4,010	1,561 company-owned tractors 128 straight trucks 3,803 total trailers 1,693 dry van	<b>Dayton Freight Lines</b> (regional LTL) <b>Kelley Transportation</b> (dry van TL) <b>Kelley Logistics</b> (freight brokerage)
<b>60</b>	54	<b>Suddath</b> <sup>1</sup> Jacksonville, Fla.  Steve Suddath, Chairman Mike Brannigan, President and CEO Kevin Gannon, CFO Len O'Neill, CIO <i>suddath.com</i>	\$550,000 \$550,000	0	NA NA	NA NA	NA NA		<b>Suddath Relocation Systems, Suddath International</b> (household goods, commercial and industrial moving and storage) <b>Suddath Workplace Solutions</b> (office moving and relocation management services, includes assets of Graebel Van Lines acquired in March) <b>Suddath Global Logistics</b> (supply chain consulting, transportation management, air and ocean freight forwarding, warehousing and distribution, order fulfillment, commercial and residential delivery, trade show exhibits and high-value products transportation, returned goods management) <b>Suddath Government Services</b> (government and military commercial and residential relocation) Lexicon Relocation (move management and real estate services)
<b>61</b>	62	<b>Canada Cartage</b> Mississauga, Ontario (Nautic Partners)  Jeff Lindsay, President and CEO Jason Cunneynworth, COO Dennis Koren, CFO <i>canadacartage.com</i>	\$546,309 \$452,728	20.7	NA NA	NA NA	3,137 3,110	1,860 company-owned tractors 688 owner-operator tractors 379 straight trucks 2,817 total trailers 312 temperature controlled 135 flatbed 121 tank	<b>Canada Cartage</b> (dedicated contract carriage, dry van TL and LTL, expedited, home delivery and installation services, drayage, freight management, customs brokerage) <b>Canada Moving</b> (commercial and residential moving and storage) <b>Direct Distribution Centres</b> (warehousing and distribution) <b>Vanguard Global Services</b> (transportation management, information technology, cross-border services, order fulfillment, returned goods management)

<sup>1</sup>Suddath Cos. revenue is for 2016.

NA = Not Applicable or Not Available







Rank 2018	Rank 2017	Company	Revenue (000)	% Change	Net Income (000)	% Change	Employees	Equipment	Operating Units (Description of Services)
<b>62</b>	69	<b>Bennett International Group</b> McDonough, Ga. Marcia Taylor, Chairman, President and CEO David Pittman, COO and CFO <i>bennettig.com</i>	\$512,874 <b>\$429,616</b>	19.4	NA <b>NA</b>	NA	1,023 <b>998</b>	79 company-owned tractors 229 lease-to-own tractors 1,037 owner-operator tractors 2,126 total trailers 70 dry van 2,047 flatbed	<b>Bennett Motor Express, Ace Doran Hauling &amp; Rigging</b> (flatbed/heavy specialized) <b>Bennett Truck Transport</b> (manufactured housing and commercial building moving services) <b>Bennett DriveAway</b> (truck, bus and recreational vehicle and RV trailer delivery, power-only hauling service) <b>Bennett Distribution Services</b> (warehousing and distribution, transportation management) <b>Bennett International Transport</b> (air and ocean freight forwarding, customs brokerage) <b>Bennett International Logistics</b> (freight brokerage, supply chain consulting, freight management) <b>Boss Crane &amp; Rigging</b> (heavy lift and rigging services)
<b>63</b>	63	<b>Mercer Transportation Co.</b> Louisville, Ky. James Stone, President Arthur Dale Corum, Secretary <i>merc-trans.com</i>	\$492,509 <b>\$449,337</b>	9.6	NA <b>NA</b>	NA	293 <b>295</b>	2,299 owner-operator tractors 2,299 total trailers 568 dry van 1,731 flatbed	<b>Mercer Transportation</b> (flatbed/heavy specialized, dry van TL, freight brokerage)
<b>64</b>	Not Ranked	<b>Two Men and a Truck Movers</b> Lansing, Mich. Melanie Bergeron, Chair Jon Nobis and Brig Sorber, Co-CEOs Randy Shacka, President Brant Hartle, CFO <i>twomenandatruck.com/</i>	\$487,236 <b>\$440,000</b>	10.7	NA <b>NA</b>	NA	6,136 <b>NA</b>	2,700 straight trucks	<b>Two Men and a Truck</b> (local and long-distance moving and storage)
<b>65</b>	74	<b>Bison Transport</b> Winnipeg, Manitoba Don Strenber, Chairman Rob Penner, President and CEO Trevor Fridfinnson, COO Damiano Coniglio, CFO Mike Ludwick, CAO <i>bisontransport.com</i>	\$472,000 <b>\$432,084</b>	9.2	NA <b>NA</b>	NA	2,944 <b>2,559</b>	902 company-owned tractors 802 owner-operator tractors 4,732 total trailers 1,355 dry van 2,688 temperature controlled 218 flatbed 174 containers	<b>Bison Transport</b> (dry van and refrigerated TL and LTL, dedicated contract carriage, expedited, intermodal, cross-border services, transportation management, warehousing and distribution, freight brokerage) <b>Britton Transport</b> (dry van TL, flatbed, bulk, freight brokerage, warehousing, transloading, trailer rental) <b>Searcy Trucking</b> (flatbed/heavy specialized)
<b>66</b>	67	<b>Cowan Systems</b> Baltimore Joseph Cowan, Chairman and CEO Dennis Morgan, President Joseph Scheiner, CFO Steven Wells, EVP <i>cowansystems.com</i>	\$462,544 <b>\$434,018</b>	6.6	NA <b>NA</b>	NA	1,946 <b>1,915</b>	1,373 company-owned tractors 171 lease-to-own tractors 578 owner-operator tractors 5,677 total trailers 5,377 dry van 300 temperature controlled	<b>Cowan Systems</b> (dry van and refrigerated TL, dedicated contract carriage, warehousing, driver leasing) <b>Cowan Intermodal Group</b> (intermodal/drayage) <b>Cowan Logistics</b> (freight brokerage)
<b>67</b>	Not Ranked	<b>Eagle Express Lines/Hoovestol Inc.</b> <sup>1</sup> South Holland, Ill. Charles Pals, President Tim Pals, COO <i>eagleexpresslines.com</i>	\$452,429 <b>\$370,555</b>	22.1	NA <b>NA</b>	NA	NA <b>NA</b>	1,935 company-owned tractors 35 straight trucks 2,421 total trailers	<b>Eagle Express Lines, Hoovestol Inc.</b> (mail, includes operations of Beam Brothers Trucking acquired in May 2017)

<sup>1</sup> Eagle Express Lines/Hoovestol Inc. revenue reflects U.S. Postal Service payments for 12 months ended Sept. 30, 2017, and Sept. 30, 2016.

NA = Not Applicable or Not Available

TRANSPORT TOPICS Top 100 For-Hire Carriers is sponsored online by EFS and TMW







2016 numbers printed in red

Rank 2018	Rank 2017	Company	Revenue (000)	% Change	Net Income (000)	% Change	Employees	Equipment	Operating Units (Description of Services)
<b>68</b>	64	<b>Dart Holding Co.</b> Eagan, Minn.  Donald Oren, Chairman and CEO James Langley, President Bob Goldberg, CFO <i>dart.net</i>	\$451,925 <b>\$441,845</b>	2.3	NA <b>NA</b>	NA	2,626 <b>1,273</b>	647 company-owned tractors 1,484 owner-operator tractors 2 straight trucks 7,159 total trailers 7,159 dry van	<b>Dart Transit Co.</b> (dry van TL, dedicated contract carriage, freight brokerage, transportation management, air and ocean freight forwarding) <b>Dart Advantage Warehousing</b> (warehousing and distribution, order fulfillment) <b>Dart Intermodal</b> (intermodal/drayage) <b>Dart Portable Storage</b> (trailer storage) <b>Pro-Stop Truck Service</b> (equipment maintenance)
<b>69</b>	70	<b>USA Truck</b> Van Buren, Ark. Nasdaq: USAK  Robert Peiser, Chairman James Reed, President and CEO Jason Bates, CFO Tim Guin, Executive Vice President and CCO <i>usa-truck.com</i>	\$446,533 <b>\$429,099</b>	4.1	\$7,497 <b>(\$7,699)</b>	NA	2,400 <b>2,000</b>	1,422 company-owned tractors 247 owner-operator tractors 5,596 total trailers 5,596 dry van	<b>USA Truck Truckload</b> (dry van TL) <b>USA Truck Dedicated</b> (dedicated contract carriage) <b>USAT Logistics</b> (freight brokerage, intermodal/drayage) <b>USA Truck Intermodal</b> (intermodal/drayage) <b>USA Truck Mexico</b> (dry van TL, cross-border services)
<b>70</b>	66	<b>Shevell Group</b> Elizabeth, N.J.  Myron Shevell, Chairman and CEO Thomas Connery, President and COO Craig Eisenberg, CFO <i>shevellgroup.com</i>	\$439,500 <b>\$436,000</b>	0.8	NA <b>NA</b>	NA	3,745 <b>3,895</b>	1,550 company-owned tractors 135 straight trucks 3,950 total trailers	<b>New England Motor Freight</b> (regional LTL and TL, container drayage, crossborder services, consolidation and distribution) <b>Eastern Freightways</b> (dry van, flatbed TL) <b>Carrier Industries</b> (warehousing, dedicated contract carriage) <b>NEMF Logistics, Apex Logistics</b> (transportation management, freight brokerage) <b>NEMF World Transport</b> (air and ocean freight forwarding)
<b>71</b>	68	<b>PAM Transport Inc.</b> Tontitown, Ark.  Nasdaq: PTSI Matthew Moroun, Chairman Daniel Cushman, President and CEO Allen West, CFO <i>pamtransport.com</i>	\$437,838 <b>\$432,852</b>	1.2	\$38,899 <b>\$11,101</b>	250.4	2,409 <b>2,463</b>	1,721 company-owned tractors 560 owner-operator tractors 5,795 total trailers	<b>P.A.M. Transport</b> (dry van TL, intermodal/drayage, expedited, transportation management, cross-border services, freight brokerage)
<b>72</b>	72	<b>Mesilla Valley Transportation</b> Las Cruces, N.M.  Royal Jones, CEO and President Dean Rigg, CFO <i>m-v-t.com</i>	\$430,261 <b>\$402,940</b>	6.8	NA <b>NA</b>	NA	1,760 <b>1,900</b>	1,100 company-owned tractors 350 owner-operator tractors 6,000 total trailers	<b>Mesilla Valley Transportation</b> (dry van TL) <b>J.H. Rose Logistics</b> (freight brokerage, warehousing, rail transloading)
<b>73</b>	71	<b>TransX Group of Companies</b> Winnipeg, Manitoba  Louie Tolaini, Chairman, President and CEO Mike Jones, COO James Zacharias, CFO <i>transx.com</i>	\$415,541 <b>\$423,678</b>	-1.9	NA <b>NA</b>	NA	2,617 <b>2,617</b>	575 company-owned tractors 790 owner-operator tractors 4,410 total trailers 1,634 dry van 2,490 temperature controlled 286 flatbed 890 containers	<b>TransX</b> (dry van and refrigerated TL and LTL, intermodal/drayage, expedited, hazardous materials) <b>CanXpress</b> (refrigerated TL) <b>DeckX</b> (flatbed) <b>Expert Customs Brokers</b> (customs brokerage) <b>TX Logistics</b> (freight brokerage)

NA = Not Applicable or Not Available

TRANSPORT TOPICS Top 100 For-Hire Carriers is sponsored online by EFS and TMW

2016 numbers printed in red

Rank 2018	Rank 2017	Company	Revenue (000)	% Change	Net Income (000)	% Change	Employees	Equipment	Operating Units (Description of Services)
<b>74</b>	73	<b>TMC Transportation</b> <sup>2</sup> Des Moines, Iowa (Annett Holdings Inc.) Harrold Annett, Chairman and CEO <i>tmctrans.com</i>	\$413,000 \$394,000	4.8	NA NA	NA NA	NA NA	2,468 company-owned tractors 145 owner-operator tractors 3,404 total trailers	<b>TMC Transportation</b> (flatbed/heavy specialized, dedicated contract carriage)
									
<b>75</b>	79	<b>Black Horse Carriers</b> Carol Stream, Ill. Kenneth Landego, CEO Ken Thomson, CFO <i>blackhorsecarriers.com</i>	\$412,500 \$337,500	22.2	NA NA	NA NA	3,150 2,625	1,670 company-owned tractors 145 straight trucks 4 pickups and vans 3,500 total trailers 3,038 dry van 462 temperature controlled	<b>Black Horse Carriers, Inc.</b> (dedicated contract carrier services) <b>Black Horse Logistics, Inc.</b> (transportation management and brokerage services)
									
<b>76</b>	81	<b>Epes Carriers Inc.</b> Greensboro, N.C. Alvin Bodford, Chairman and CEO Richard Kuehn, President Jack Barry, CFO Phil Peck, VP, Operations <i>epescarriers.com</i>	\$400,977 \$332,073	20.7	\$26,309 \$24,333	8.1	NA 1,535	1,048 company-owned tractors 224 owner-operator tractors 5 straight trucks 6,065 total trailers 6,065 dry van	<b>Epes Transport System</b> (dry van TL, dedicated contract carriage) <b>Epes Logistics Services</b> (freight brokerage, transportation management, air and ocean freight forwarding, customs brokerage, cross-border services)
									
<b>77</b>	Not Ranked	<b>LaserShip Inc.</b> <sup>1</sup> Vienna, Va. (Greenbriar Equity Group) Blake Averill, CEO <i>lasership.com</i>	\$400,000 \$346,000	15.6	NA NA	NA NA	NA NA	29 company-owned tractors 426 straight trucks 27 total trailers	<b>LaserShip</b> (residential and commercial package delivery)
									
<b>78</b>	76	<b>Roehl Transport</b> Marshfield, Wis. Everett Roehl, Chairman Richard Roehl, President, CEO and COO Stephen Wykle, CFO <i>roehl.jobs</i>	\$384,473 \$355,323	8.2	NA NA	NA NA	2,336 2,485	1,756 company-owned tractors 174 lease-to-own tractors 53 owner-operator tractors 7 straight trucks 4,873 total trailers 3,402 dry van 504 temperature controlled 962 flatbed 5 tank	<b>Roehl Transport</b> (dry van TL, flatbed/heavy specialized, dedicated contract carriage) <b>Roehl Refrigerated Transport</b> (refrigerated TL, warehousing) <b>Roehl Logistics</b> (freight brokerage) <b>Roehl Cold Storage</b> (warehousing)
									
<b>79</b>	78	<b>A. Duie Pyle Inc.</b> West Chester, Pa. Peter Latta, Chairman and CEO Frank Granieri, COO Kurt Christensen, CFO John Luciani, COO <i>adueipyle.com</i>	\$373,000 \$346,000	7.8	NA NA	NA NA	2,697 2,800	904 company-owned tractors 42 owner-operator tractors 100 straight trucks 48 pickups and vans 1,936 total trailers 1,452 dry van 467 temperature controlled 6 flatbed 11 tank	<b>A. Duie Pyle LTL Solutions</b> (regional LTL) <b>A. Duie Pyle Warehouse &amp; Distribution</b> (warehousing, assembly and distribution, transloading) <b>A. Duie Pyle Truckload Solutions</b> (dry van TL, freight brokerage) <b>A. Duie Pyle Custom Dedicated</b> (dedicated contract carriage)
									

<sup>2</sup> TMC Transportation revenue is estimated by S.J. Consulting Group.

<sup>1</sup> LaserShip Inc. revenue is estimated by S.J. Consulting Group.

NA = Not Applicable or Not Available

TRANSPORT TOPICS Top 100 For-Hire Carriers is sponsored online by EFS and TMW







2016 numbers printed in red

Rank 2018	Rank 2017	Company	Revenue (000)	% Change	Net Income (000)	% Change	Employees	Equipment	Operating Units (Description of Services)
<b>80</b>	80	<b>Maverick USA</b> North Little Rock, Ark. Steve Williams, Chairman and CEO John Culp, President Doug Richey, COO Debbie Mitchell, CFO <i>maverickusa.com</i>	\$352,068 \$334,953	5.1	NA NA	NA NA	2,122 2,119	1,559 company-owned tractors 89 owner-operator tractors 2,480 total trailers 248 temperature controlled 2,232 flatbed	<b>Maverick Transportation</b> (flatbed/heavy specialized, dry van TL, refrigerated TL and LTL) <b>Maverick Logistics</b> (freight brokerage, dedicated contract carriage, warehousing) <b>Maverick Leasing</b> (equipment sales and leasing)
<b>81</b>	87	<b>Transport Investments Inc.</b> Pittsburgh R. Bruce McAdams, CEO Douglas B. McAdams, President Michael J. Pellicci, CFO <i>thetii.com</i>	\$339,920 \$276,000	23.2	NA NA	NA NA	190 200	21 company-owned tractors 10 lease-to-own tractors 1,006 owner-operator tractors 1,846 total trailers 299 dry van 18 temperature controlled 1,519 flatbed 10 tank	<b>American Transport Inc., Aetna Freight Lines, Greentree Transportation Co., Jones Motor Co., Hot Shot Express, Jones Express Inc.</b> (flatbed/heavy specialized, dry van, TL and LTL) <b>American Wind Transport Group</b> (transportation of wind turbines) <b>ATI Trucking</b> (flatbed, transportation of utility poles) <b>Marathon Transport</b> (flatbed, vehicle/drive-away) <b>TII Logistics, Jones Motor Logistics</b> (transportation management, intermodal, freight brokerage, port services) <b>InTransit</b> (driver qualifications, accounting and finance, freight billing and auditing, safety compliance services) <b>Fleet Solutions</b> (equipment sales and leasing)
<b>82</b>	84	<b>IMC Cos.</b> Memphis, Tenn. Mark George, Chairman Mike Baker, CFO Joel Tracy, CIO <i>imccompanies.com</i>	\$332,490 \$293,000	13.5	NA NA	NA NA	2,300 1,875	237 company-owned tractors 1,421 owner-operator tractors 148 total trailers	<b>Atlantic Intermodal Services, DNJ Intermodal Services, Gulf Intermodal Services, Ohio Intermodal Services</b> (intermodal/drayage, transloading, warehousing) <b>H&amp;M Intermodal Services</b> (drayage, acquired in December 2017) <b>Intermodal Cartage Co.</b> (drayage, dedicated contract carriage, container storage) <b>National Drayage Services</b> (drayage, port services) <b>Progressive Transportation Services</b> (drayage, transloading, warehousing) <b>IMC Global Solutions</b> (freight brokerage, ocean freight forwarding, customs brokerage)
<b>83</b>	82	<b>Dicom Transportation Group</b> <sup>2</sup> Montreal (Wind Point Partners) Scott Dobak, CEO Michel Borrows, CFO Rick Barnes, President, Canada Nic Simard, President, U.S. Parcel Kirk Serjeantson, CIO <i>dicom.com</i>	\$320,700 \$320,700	0	NA NA	NA NA	NA NA		<b>Dicom Transportation Group</b> (expedited, package/courier, LTL and dry van TL, freight management, commercial and residential delivery, warehousing and distribution)
<b>84</b>	94	<b>Salmon Cos.</b> <sup>3</sup> North Little Rock, Ark. Don Salmon, President and CEO Tom Salmon, COO and CFO <i>salmoncompanies.com</i>	\$314,303 \$241,796	30	NA NA	NA NA	NA NA	713 company-owned tractors 91 straight trucks 1,092 total trailers	<b>Salmon Cos.</b> (mail)

<sup>2</sup> Dicom Transportation Group revenue is for 2016.

<sup>3</sup> Salmon Cos. revenue reflects U.S. Postal Service payments for 12 months ended Sept. 30, 2017, and Sept. 30, 2016.

NA = Not Applicable or Not Available

Rank 2018	Rank 2017	Company	Revenue (000)	% Change	Net Income (000)	% Change	Employees	Equipment	Operating Units (Description of Services)
<b>85</b>	83	<b>Cassens Transport Co.</b> Edwardsville, Ill. Richard Suhre, President and CEO, Jim Walker, COO <i>cassens.com</i>	\$302,004 \$317,557	-4.9	NA NA	NA NA	1,265 1,419	1,231 company-owned tractors 1,231 total trailers	<b>Cassens Transport Co.</b> (vehicle hauling)
									
<b>86</b>	88	<b>TransAm Trucking</b> <sup>1</sup> Olathe, Kan. Johnny and Trudy Jacobson, Owners Russ McElliott, President Murray Droescher, CFO <i>transamtruck.com</i>	\$280,000 \$270,000	3.7	NA NA	NA NA	NA NA	1,135 company-owned tractors 1,823 total trailers	<b>TransAm Trucking</b> (refrigerated TL) <b>TA Logistics</b> (freight brokerage, transportation management)
									
<b>87</b>	92	<b>Hirschbach Motor Lines</b> Dubuque, Iowa Tom Grojean Jr., Chairman Brad Pinchuk, CEO and President Dan Wallace, COO Paul Herzog, CFO <i>hirschbach.com</i>	\$278,494 \$251,697	10.6	NA NA	NA NA	800 646	500 company-owned tractors 700 lease-to-own tractors 50 owner-operator tractors 1,965 total trailers 45 dry van 1,920 temperature controlled	<b>Hirschbach Motor Lines</b> (refrigerated TL and LTL, yard management, brokerage)
									
<b>88</b>	91	<b>Foodliner/Quest Liner</b> Dubuque, Iowa (McCoy Group) Gregory McCoy, CEO Jeff Wesenberg and Carl Recher, COO Timothy Stueck, CFO <i>foodliner.com</i> <i>questliner.com</i>	\$277,471 \$252,275	10	NA NA	NA NA	1,190 1,261	965 company-owned tractors 218 owner-operator tractors 2,233 total trailers 2,233 tank	<b>Foodliner Inc.</b> (dry and liquid bulk) <b>Quest Liner</b> (chemical tank, dry and liquid bulk) <b>Foodliner Mexico</b> (liquid and dry bulk, transloading, warehousing and packaging in Mexico)
									
<b>89</b>	85	<b>Koch Companies Inc.</b> Minneapolis Randy Koch and Dave Koch, Co-CEO Sue Norris, CFO <i>kochcompanies.com</i>	\$277,000 \$280,000	-1.1	NA NA	NA NA	1,190 1,150	976 company-owned tractors 60 lease-to-own tractors 17 owner-operator tractors 255 straight trucks 5,476 total trailers 62 containers	<b>Stan Koch &amp; Sons Trucking</b> (dry van TL, flatbed/heavy specialized, dedicated contract carriage, boat transportation, intermodal drayage) <b>Koch NationalLease, United Trailer Leasing</b> (equipment leasing and rental, contract maintenance) <b>Koch Logistics, GW Transportation, JBS Warehousing and Logistics, DDMI</b> (freight brokerage, transportation management, warehousing and distribution) <b>Koch Maritime</b> (ocean freight forwarding) <b>Koch Industries</b> (sourcing, product merchandising)
									
<b>90</b>	86	<b>Dependable Supply Chain Services</b> Los Angeles Ron Massman, CEO Bob Massman, Vice President Joe Finney, COO Michael Dougan, CFO <i>godependable.com</i>	\$274,000 \$278,000	-1.4	NA NA	NA NA	NA NA	344 company-owned tractors 82 straight trucks 1,220 total trailers	<b>Dependable Highway Express</b> (dry van and refrigerated TL and LTL, dedicated contract carriage, transloading and consolidation, drayage) <b>Dependable Hawaiian Express, Dependable Global Express</b> (air and ocean freight forwarding) <b>Dependable Distribution Centers</b> (warehousing and distribution) <b>Dependable Logistics Solutions</b> (supply chain consulting, transportation management, customs brokerage, freight brokerage)
									





<sup>1</sup> TransAm Trucking revenue is estimated by S.J. Consulting Group.

NA = Not Applicable or Not Available

Rank 2018	Rank 2017	Company	Revenue (000)	% Change	Net Income (000)	% Change	Employees	Equipment	Operating Units (Description of Services)
<b>91</b> <b>TRANS</b> <b>SYSTEM</b>	90	<b>Trans-System Inc.</b> Cheney, Wash. James Williams, Chairman Dennis Williams, President and CEO Rob Heskett, COO Taylor Varley, CFO Cory Staheli, CIO <i>trans-system.com</i>	\$271,000 \$252,500	7.3	NA NA	NA NA	1,050 1,100	800 company-owned tractors 200 owner-operator tractors 1,700 total trailers 130 dry van 230 temperature controlled 1,200 flatbed 140 tank	<b>System Transport</b> (flatbed/heavy specialized) <b>T-W Transport Inc.</b> (refrigerated/dry van TL) <b>Bulk Service Transport Inc.</b> , DBA James J. Williams (liquid and dry bulk) <b>Driver Training and Solutions</b> (driver training)
<b>92</b> <b>Melton</b> <i>Truck Lines, Inc.</i>	Not Ranked	<b>Melton Truck Lines</b> Tulsa, Okla. Robert Peterson, CEO Robert Ragan, CFO <i>meltontruck.com</i>	\$269,785 \$222,576	21.2	NA NA	NA NA	1,569 1,571	1,310 company-owned tractors 2,111 total trailers 2,111 flatbed	<b>Melton Truck Lines</b> (flatbed/heavy specialized) <b>Conexus LLC</b> (freight brokerage, transportation management) <b>Liberty Truck and Trailer Leasing and Sales</b> (equipment sales and leasing)
<b>93</b> <b>CENTRAL</b> <b>FREIGHT LINES</b> INC.	77	<b>Central Freight Lines</b> Waco, Texas Don Orr, Chairman and CEO Tom Botsios, President and COO <i>centralfreight.com</i>	\$266,000 \$347,800	-23.5	NA NA	NA NA	NA NA	1,786 company-owned tractors 215 owner-operator tractors 72 straight trucks 8,012 total trailers 8,012 dry van	<b>Central Freight Lines</b> (regional and interregional LTL, warehousing and distribution)
<b>94</b> <b>MTS</b> <i>MARTIN TRANSPORTATION SYSTEMS</i>	97	<b>Martin Transportation Systems</b> Byron Center, Mich. Richard Johnston, President Brett McGovern, COO Scott Benson, CFO <i>mtstrans.com</i>	\$261,403 \$237,500	10.1	NA NA	NA NA	1,725 1,637	1,050 company-owned tractors 10 owner-operator tractors 1 straight trucks 2,250 total trailers 2,234 dry van 6 temperature controlled 10 flatbed	<b>Martin Transportation Systems</b> (dry van TL, dedicated contract carriage) <b>Jet Express</b> (dry van TL, dedicated contract carriage, acquired in October 2017) <b>Bay Logistics</b> (warehousing and distribution, packaging and assembly)
<b>95</b> <b>AR</b> <i>A&amp;R Logistics</i>	100	<b>A&amp;R Logistics</b> Louisville, Ky. (Mason Wells) Mark Holden, CEO Richard Mitchell, President Steve Brantley, COO Anthony Lenhart, CFO <i>drivewithar.com</i>	\$259,370 \$229,258	13.1	NA NA	NA NA	1,100 1,100	724 company-owned tractors 134 owner-operator tractors 13 straight trucks 1,132 total trailers	<b>A&amp;R Transport</b> (dry bulk and dry van TL) <b>A&amp;R Packaging &amp; Warehousing Services</b> (warehousing and distribution, transloading, packaging) <b>A&amp;R Global Logistics</b> (transportation management, freight brokerage, drayage, freight payment)
<b>96</b> <b>CHALLENGER</b>	89	<b>Challenger Group</b> <sup>1</sup> Cambridge, Ontario Daniel Einwechter, Chairman and CEO Jim Peeples, President and COO Eugene Moser, CFO <i>challenger.com</i>	\$258,734 \$258,006	0.3	NA NA	NA NA	1,850 NA	1,325 company-owned tractors 144 owner-operator tractors 3,300 total trailers 2,950 dry van 150 temperature controlled 200 flatbed	<b>Challenger Motor Freight</b> (dry van TL and LTL, intermodal, drayage) <b>Challenger Logistics</b> (transportation management, intermodal, air and ocean freight forwarding, dedicated contract carriage, warehousing and distribution, customs brokerage) <b>Challenger Special Commodities</b> (flatbed/heavy specialized, waste, includes assets of Ed Wiersma Trucking, acquired in March) <b>Elgin Motor Freight</b> (dry van and refrigerated TL, cross-border services)

<sup>1</sup> Challenger Group revenue is for 12 months ended April 30, 2018, and April 30, 2017.

NA = Not Applicable or Not Available

Rank 2018	Rank 2017	Company	Revenue (000)	% Change	Net Income (000)	% Change	Employees	Equipment	Operating Units (Description of Services)
<b>97</b>	93	<b>United Vision Logistics</b> <sup>1</sup> Lafayette, La.  Ronnie Murphy, Chairman Rusty Guilbeau, President and CEO Colby Domingue, CFO <i>uvlogistics.com</i>	\$256,000 <b>\$245,000</b>	4.5	NA <b>NA</b>	NA <b>NA</b>	NA <b>NA</b>	1,003 owner-operator tractors 267 straight trucks 1,347 total trailers	<b>United Vision Logistics</b> (flatbed/heavy specialized, hazardous materials, rig moving, expedited, drayage)
<b>98</b>	99	<b>Superior Bulk Logistics</b> Oak Brook, Ill.  Richard T. Lewis, Chairman Leonard F. Fletcher, CEO Brian T. Nowak, President James Blackmon, COO Timothy M. McCann, CFO <i>superiorbulklogistics.com</i>	\$252,300 <b>\$233,900</b>	7.9	\$14,500 <b>\$5,200</b>	178.8	1,370 <b>1,392</b>	1,100 company-owned tractors 2,000 total trailers 2,000 tank	<b>Superior Carriers</b> (liquid and dry bulk, chemical tank, transloading) <b>Carry Transit</b> (liquid and dry bulk, transloading) <b>Supernus</b> (freight brokerage)
<b>99</b>	96	<b>John Christner Trucking</b> Sapulpa, Okla.  John Christner, CEO Daniel Christner, COO Darryl Christner, CFO <i>johnchristner.com</i>	\$244,696 <b>\$239,015</b>	2.4	\$13,138 <b>\$14,998</b>	-12.4	222 <b>232</b>	781 company-owned tractors 28 owner-operator tractors 1,112 total trailers 1,112 temperature controlled	<b>John Christner Trucking</b> (refrigerated TL, freight brokerage) <b>Three Diamond Leasing</b> (equipment maintenance and repair)
<b>100</b>	Not Ranked	<b>Acme Truck Line</b> Gretna, La.  Mike Coatney, President Tyler Coatney, COO Kimberly Foster, CFO <i>acmetruck.com</i>	\$239,000 <b>\$173,600</b>	37.7	NA <b>NA</b>	NA	1,900 <b>1,850</b>	1 company-owned tractor 1,314 owner-operator tractors 195 straight trucks 1,314 total trailers	<b>Acme Truck Line</b> (flatbed/heavy specialized, oil field services) <b>Acme 3PL Supply Chain Management</b> (freight brokerage, freight payment and audit, safety compliance services)

<sup>1</sup> United Vision Logistics revenue is estimated by S.J. Consulting Group.

Revenue and net income for Canadian companies are shown in U.S. dollars at the average rate of exchange for the time period listed.

NYSE is New York Stock Exchange, TSX is Toronto Stock Exchange, Nasdaq is Nasdaq National Market, OTC is over the counter market.

CEO is chief executive officer, COO is chief operating officer, CFO is chief financial officer, CIO is chief information officer, CMO is chief marketing officer, CCO is chief commercial officer, CLO is chief legal officer, CAO is chief administrative officer.

NA = Not Applicable or Not Available

TRANSPORT TOPICS Top 100 For-Hire Carriers is sponsored online by EFS and TMW

2016 numbers printed in red



## Less-Than-Truckload

	2017 Revenue (000)	2016 Revenue (000)	% change		2017 Revenue (000)	2016 Revenue (000)	% change		2017 Revenue (000)	2016 Revenue (000)	% change
<b>1 FedEx Freight</b>	\$6,904,000	\$6,352,000	8.7	<b>17 Roadrunner Freight</b>	\$464,000	\$461,000	0.7	<b>33 Transportadora Hercel / Transportadores Unidos (Grupo Transportes)</b>	\$90,600	\$84,900	6.7
<b>2 YRC Freight</b>	\$4,891,000	\$4,697,500	4.1	<b>18 New England Motor Freight</b>	\$400,500	\$398,000	0.6	<b>34 Landstar System</b>	\$89,041	\$74,530	19.5
<b>3 XPO Logistics</b>	\$3,600,000	\$3,445,300	4.5	<b>19 A. Duie Pyle Inc.</b>	\$309,600	\$290,000	6.8	<b>35 Dependable Highway Express</b>	\$73,600	\$77,373	-4.9
<b>4 Old Dominion Freight Line</b>	\$3,358,112	\$2,991,517	12.3	<b>20 Day &amp; Ross Freight</b>	\$278,374	\$249,673	11.5	<b>36 Anderson Trucking Service</b>	\$67,189	\$53,310	26.0
<b>5 UPS Freight</b>	\$2,998,000	\$2,736,000	9.6	<b>21 Central Freight Lines</b>	\$266,000	\$206,000	29.1	<b>37 Peninsula Truck Lines</b>	\$66,476	\$59,890	11.0
<b>6 Estes Express Lines</b>	\$2,740,000	\$2,400,000	14.2	<b>22 Autotransportes de Carga Tresguerras</b>	\$231,500	\$217,000	6.7	<b>38 Transportes Comandos del Norte</b>	\$63,200	\$59,200	6.8
<b>7 ABF Freight</b>	\$1,993,314	\$1,916,394	4.0	<b>23 Daylight Transport</b>	\$229,000	\$195,000	17.4	<b>39 Transportes de Carga FEMA</b>	\$55,800	\$52,300	6.7
<b>8 R+L Carriers</b>	\$1,580,000	\$1,429,000	10.6	<b>24 Transportes Castores de Baja California</b>	\$221,100	\$207,200	6.7	<b>40 Autotransportes de Carga El Duero / Fletes El Duero</b>	\$44,200	\$41,400	6.8
<b>9 Saia Inc.</b>	\$1,378,510	\$1,218,481	13.1	<b>25 Oak Harbor Freight Lines</b>	\$204,947	\$194,000	5.6	<b>41 Servicio de Transportacion Jaguar</b>	\$44,000	\$88,800	-50.5
<b>10 Southeastern Freight Lines</b>	\$1,040,423	\$975,884	6.6	<b>26 Transportes Julián de Obregón</b>	\$173,700	\$162,800	6.7	<b>42 Transportes del Valle</b>	\$43,200	\$40,500	6.7
<b>11 Averitt Express</b>	\$768,957	\$717,000	7.2	<b>27 Ward Transport &amp; Logistics Corp.</b>	\$166,000	\$153,000	8.5	<b>43 Transportes León-México</b>	\$35,700	\$33,500	6.6
<b>12 Central Transport</b>	\$754,000	\$703,000	7.3	<b>28 Forward Air Solutions</b>	\$163,932	\$148,054	10.7	<b>44 Fletes y Materiales Forsis</b>	\$31,400	\$29,400	6.8
<b>13 TFI International</b>	\$748,175	\$610,263	22.6	<b>29 Fastfrate</b>	\$123,764	\$111,371	11.1	<b>45 Spee-Dee Delivery Service</b>	\$14,600	\$14,000	4.3
<b>14 Dayton Freight Lines</b>	\$558,200	\$489,277	14.1	<b>30 Standard Forwarding Co.</b>	\$110,000	\$105,000	4.8	<b>46 CalArk Inc.</b>	\$13,007	\$8,589	51.4
<b>15 Pitt Ohio Transportation Group</b>	\$555,907	\$519,047	7.1	<b>31 Midwest Motor Express</b>	\$105,000	\$95,400	10.2	<b>47 Bison Transport</b>	\$12,028	\$9,432	27.5
<b>16 AAA Cooper Transportation</b>	\$548,000	\$518,000	5.8	<b>32 TransX</b>	\$91,419	\$97,446	-6.2				

Total 2017 Revenue

**\$38.7 billion**

Total 2016 Revenue

**\$35.7 billion**

Total change

**8.3%**

FedEx Freight revenue is for 12 months ended Feb. 28, 2018, and Feb. 28, 2017, and includes air/expedited.

YRC Worldwide revenue includes YRC Freight, YRC Reimer, New Penn, Holland and Reddaway.

Old Dominion Freight Line revenue includes truckload, air/expedited and intermodal/drayage.

Estes Express Lines revenue includes truckload/dedicated, air/expedited and household goods/commercial delivery.

R+L Carriers, Central Transport, Daylight Transport, Ward Transport & Logistics Corp. and Standard Forwarding Co. revenue are estimated by S.J. Consulting Group.

Autotransportes de Carga Tresguerras, Transportes Castores de Baja California, Transportes Julian de Obregon, Transportadora Hercel/Transportadores Unidos, Transportes Comandos del Norte, Transportes de Cargo FEMA, Autotransportes de Carga El Duero, Servicio de Transportacion Jaguar, Transportes del Valle, Transportes León-México and Fletes y Materiales Forsis revenue is estimated by Armstrong & Associates Inc.

NA = Not Applicable or Not Available

## Truckload/Dedicated

	2017 Revenue (000)	2016 Revenue (000)	% change		2017 Revenue (000)	2016 Revenue (000)	% change
<b>1 Knight-Swift Transportation</b>	\$3,636,472	\$3,919,663	-7.2	<b>22 Dart Transit Co.</b>	\$367,214	\$349,031	5.2
<b>2 Schneider</b>	\$2,187,400	\$2,090,953	4.6	<b>23 Western Express</b>	\$330,000	\$315,095	4.7
<b>3 Landstar System</b>	\$2,163,832	\$1,900,406	13.9	<b>24 Bison Transport</b>	\$327,847	\$307,628	6.6
<b>4 J.B. Hunt Transport Services</b>	\$2,096,920	\$1,920,950	9.2	<b>25 NFI</b>	\$311,300	\$315,000	-1.2
<b>5 TFI International</b>	\$1,797,453	\$1,231,714	45.9	<b>26 USA Truck</b>	\$302,052	\$295,807	2.1
<b>6 Penske Logistics</b>	\$1,700,000	\$1,500,000	13.3	<b>27 Cowan Systems</b>	\$266,683	\$258,761	3.1
<b>7 Werner Enterprises</b>	\$1,635,244	\$1,533,981	6.6	<b>28 Martin Transportation Systems</b>	\$261,403	\$237,500	10.1
<b>8 U.S. Xpress Enterprises</b>	\$1,400,000	\$1,320,000	6.1	<b>29 Challenger Motor Freight</b>	\$258,734	\$258,006	0.3
<b>9 Ryder Dedicated Transportation Solutions</b>	\$1,096,000	\$1,020,895	7.4	<b>30 Paschall Truck Lines</b>	\$238,523	\$232,896	2.4
<b>10 CRST International</b>	\$945,000	\$905,000	4.4	<b>31 Epes Carriers Inc.</b>	\$230,767	\$216,652	6.5
<b>11 Crete Carrier Corp.</b>	\$850,000	\$780,000	9.0	<b>32 Day &amp; Ross Freight</b>	\$228,264	\$100,433	127.3
<b>12 Hub Group Dedicated</b>	\$822,410	\$250,000	229	<b>33 Black Horse Carriers</b>	\$227,500	NA	NA
<b>13 Cardinal Logistics Management</b>	\$720,000	\$725,000	-0.7	<b>34 Evans Network of Cos.</b>	\$226,000	\$50,500	347.5
<b>14 Mullen Group Ltd.</b>	\$627,372	\$520,272	20.6	<b>35 Roehl Transport</b>	\$214,209	\$207,048	3.5
<b>15 Heartland Express</b>	\$607,336	\$612,937	-0.9	<b>36 G&amp;P Trucking</b>	\$209,096	\$206,673	1.2
<b>16 Ruan</b>	\$590,968	\$524,127	12.8	<b>37 Auto Líneas América</b>	\$181,000	\$169,600	6.7
<b>17 Canada Cartage</b>	\$546,309	\$452,728	20.7	<b>38 Averitt Express</b>	\$180,248	NA	NA
<b>18 Covenant Transport/Star Transportation</b>	\$437,100	\$429,216	1.8	<b>39 Forward Air Corp.</b>	\$171,970	\$163,254	5.3
<b>19 Mesilla Valley Transportation</b>	\$430,261	\$402,940	6.8	<b>40 Marten Transport Ltd.</b>	\$166,881	\$157,370	6.0
<b>20 Universal Truckload</b>	\$396,419	\$376,545	5.3	<b>41 Anderson Trucking Service</b>	\$163,891	\$156,577	4.7
<b>21 P.A.M. Transport</b>	\$377,854	\$382,641	-1.3	<b>42 Brown Trucking Co.</b>	\$160,000	\$168,218	-4.9

(Continued on next page)

## Truckload/Dedicated (Continued)

	2017 Revenue (000)	2016 Revenue (000)	% change		2017 Revenue (000)	2016 Revenue (000)	% change		2017 Revenue (000)	2016 Revenue (000)	% change
43	\$150,400	\$141,000	6.7	57	\$93,657	\$99,434	-5.8	68	\$61,000	NA	NA
44	\$145,200	\$136,100	6.7	58	\$91,500	\$85,800	6.6	69	\$56,900	\$53,300	6.8
45	\$137,234	\$132,440	3.6	59	\$82,262	\$87,808	-6.3	70	\$55,542	\$47,677	16.5
46	\$135,700	\$127,200	6.7	60	\$82,227	\$76,407	7.6	71	\$54,700	\$51,300	6.6
47	\$135,447	\$104,752	29.3	61	\$75,800	\$71,000	6.8	72	\$46,300	\$43,400	6.7
48	\$126,788	NA	NA	62	\$74,797	\$88,972	-15.9	73	\$45,200	\$42,400	6.6
49	\$120,000	\$115,000	4.3	63	\$69,500	\$65,100	6.8	74	\$42,000	\$39,400	6.6
50	\$118,400	\$111,000	6.7	64	\$68,400	\$64,100	6.7	75	\$41,000	\$38,400	6.8
51	\$110,000	\$90,000	22.2	65	\$66,300	\$62,100	6.8	76	\$39,500	\$37,000	6.8
52	\$106,790	\$91,258	17	66	\$65,300	\$61,200	6.7	77	\$38,900	\$36,500	6.6
53	\$104,100	\$97,600	6.7	67	\$62,100	\$58,200	6.7	78	\$33,800	\$31,700	6.6
54	\$102,625	\$94,680	8.4					79	\$33,700	\$31,600	6.6
55	\$101,300	\$89,600	13.1								
56	\$96,562	\$83,178	16.1								
					Total 2017 Revenue	Total 2016 Revenue	Total change				
					<b>\$32.7 billion</b>	<b>\$29.8 billion</b>	<b>9.9%</b>				

Knight-Swift Transportation revenue includes flatbed/heavy specialized.

Schneider revenue includes flatbed/heavy specialized, refrigerated and tank/bulk.

TFI International revenue includes flatbed/heavy specialized, refrigerated and tank/bulk.

Werner Enterprises revenue includes flatbed/heavy specialized and refrigerated.

Mullen Group revenue includes LTL, intermodal/drayage and tank/bulk.

Canada Cartage revenue includes LTL, air/expedited and household goods/commercial delivery.

Universal Truckload revenue includes flatbed/heavy specialized.

Challenger Motor Freight revenue includes LTL, intermodal/drayage, flatbed/heavy specialized, refrigerated and tank/bulk.

Titanium Transportation Group revenue includes flatbed/heavy specialized.

Kriska Transportation revenue includes refrigerated.

Auto Lineas America, Transportistas Unidos Mexicano, Transportadora Nacional, Transportes Cuauhtemoc, Auto Lineas Regiomontanas, Grupo TMM/Lacto Comercial Organizada, Express Tres Fronteras, Transportes Quintanilla, Central de Fletes Monterrey/Transportes Gonzalez, Transportadora Egoba, Transportes Especializados Antonio de la Torre Hijos, Transportes de Nuevo Laredo, Transportes Lar-Mex, Fletes Internacionales Coss, Transportes Lopez e Hijos, Tracomex, Transportes Elola, Transportes Internacionales JCV, Ryder Capital, Transportes Canales, Centauros del Sureste, Transportes Unidos Tampiqueños, Autotransportes Rapidos de Aguascalientes, Grupo GOR, Transportes Sultana, Autotransportes Dasa revenue are estimated by Armstrong & Associates Inc.

## Package/Courier

	2017 Revenue (000)	2016 Revenue (000)	% change
1	\$55,932,000	\$44,576,000	25.5
2	\$54,102,000	\$50,651,000	6.8
3	\$1,343,111	\$1,151,594	16.6
4	\$1,115,255	\$1,056,162	5.6
5	\$546,848	\$525,000	4.2
6	\$400,000	\$346,000	15.6
7	\$130,300	\$126,213	3.2
8	\$84,200	\$78,900	6.7
9	\$59,000	NA	NA
10	\$38,600	\$36,200	6.6
11	\$33,132	NA	NA
12	\$25,379	\$28,182	-9.9
	Total 2017 Revenue	Total 2016 Revenue	Total change
	<b>\$113.7 billion</b>	<b>\$98.6 billion</b>	<b>15.4%</b>

FedEx Corp. revenue is for 12 months ended Feb. 28, 2018, and Feb. 28, 2017.

Purolator Holdings Ltd. revenue includes LTL.

LaserShip Inc. and Pace revenue are estimated by S.J. Consulting Group.

Transportes Pitic and Auto Express Tijuana México revenue is estimated by Armstrong & Associates Inc.

NA = Not Applicable or Not Available

TRANSPORT TOPICS Top 100 For-Hire Carriers is sponsored online by EFS and TMW

## Intermodal/Drayage

	2017 Revenue (000)	2016 Revenue (000)	% change		2017 Revenue (000)	2016 Revenue (000)	% change		2017 Revenue (000)	2016 Revenue (000)	% change
<b>1 J.B. Hunt Intermodal</b>	\$4,084,418	\$3,796,251	7.6	<b>10 RoadOne Intermodal Logistics</b>	\$165,000	\$175,000	-5.7	<b>18 Cowan Systems</b>	\$70,120	\$68,070	3.0
<b>2 Hub Group</b>	\$2,293,030	\$2,191,067	4.7	<b>11 Universal Intermodal Services</b>	\$153,726	\$143,004	7.5	<b>19 Eagle Systems</b>	\$48,258	\$45,882	5.2
<b>3 XPO Logistics</b>	\$1,500,000	\$1,500,000	0	<b>12 Central States Trucking Co./ Atlantic Trucking Co.</b>	\$148,669	\$103,511	43.6	<b>20 Canada Drayage</b>	\$34,608	\$27,918	24.0
<b>4 Schneider</b>	\$779,900	\$757,530	3.0	<b>13 Roadrunner Intermodal Services</b>	\$124,000	\$134,000	-7.5	<b>21 Dart Intermodal</b>	\$24,683	\$26,870	-8.1
<b>5 Evans Network of Cos.</b>	\$456,000	\$404,000	12.9	<b>14 Landstar System</b>	\$96,416	\$103,721	-7.0	<b>22 Bay &amp; Bay Transportation</b>	\$20,000	NA	NA
<b>6 IMC Cos.</b>	\$332,490	\$293,000	13.5	<b>15 TCW</b>	\$91,800	\$60,996	50.5	<b>23 Bison Transport</b>	\$18,770	\$15,770	19.0
<b>7 Swift Intermodal</b>	\$277,358	\$360,157	-23.0	<b>16 TransX</b>	\$87,264	\$84,736	3.0	<b>24 Comcar Industries</b>	\$8,550	NA	NA
<b>8 NFI</b>	\$262,000	\$32,000	718.8	<b>17 Marten Transport Ltd.</b>	\$80,621	\$71,490	12.8	<b>25 Day &amp; Ross Transportation Group</b>	\$8,196	NA	NA
<b>9 ContainerPort Group</b>	\$205,000	NA	NA					<b>26 Beemac Trucking &amp; Logistics</b>	\$5,509	NA	NA

Total 2017 Revenue  
**\$11.1 billion**

Total 2016 Revenue  
**\$10.4 billion**

Total change  
**7.1%**

## Household Goods/Commercial Delivery

	2017 Revenue (000)	2016 Revenue (000)	% change		2017 Revenue (000)	2016 Revenue (000)	% change		2017 Revenue (000)	2016 Revenue (000)	% change
<b>1 UniGroup Inc.</b>	\$1,700,000	\$1,700,000	0	<b>4 Suddath</b>	\$550,000	\$550,000	0	<b>7 Stevens Worldwide Van Lines</b>	\$90,947	\$92,500	-1.7
<b>2 Sirva Worldwide Relocation &amp; Moving</b>	\$1,400,000	\$1,400,000	0	<b>5 Two Men and a Truck Movers</b>	\$487,236	\$440,000	10.7	<b>8 Gentle Giant Moving Co.</b>	\$42,553	\$39,800	6.9
<b>3 Atlas World Group</b>	\$842,100	\$795,239	5.9	<b>6 CRST Specialized Transportation</b>	\$257,000	\$250,000	2.8	<b>9 Day &amp; Ross Transportation Group</b>	\$30,914	\$21,777	42.0

Total 2017 Revenue  
**\$5.4 billion**

Total 2016 Revenue  
**\$5.3 billion**

Total change  
**2.1%**

UniGroup Inc. revenue is for 2016 and includes United Van Lines and Mayflower Transit.

Sirva Worldwide Relocation & Moving revenue is for 2016 and includes Allied Van Lines, North American Van Lines and Allied Pickfords.

Suddath revenue is for 2016.

NA = Not Applicable or Not Available

## Air/Expedited

	2017 Revenue (000)	2016 Revenue (000)	% change		2017 Revenue (000)	2016 Revenue (000)	% change
<b>1 Active Aero Group</b>	\$824,000	\$720,000	14.4	<b>6 Bolt Express</b>	\$81,812	\$76,413	7.1
<b>2 Forward Air Corp.</b>	\$616,245	\$567,711	8.5				
<b>3 XPO Logistics</b>	\$380,300	\$253,500	50.0				
<b>4 Dicom Transportation Group</b>	\$320,700	\$320,700	0				
<b>5 LoadOne</b>	\$108,000	\$97,000	11.3				

Total 2017 Revenue

**\$2.4 billion**

Total 2016 Revenue

**\$2.1 billion**

Total change

**15.6%**

Dicom Transportation Group revenue is for 2016.

## Motor Vehicle/Driveaway

	2017 Revenue (000)	2016 Revenue (000)	% change		2017 Revenue (000)	2016 Revenue (000)	% change
<b>1 United Road Services Inc.</b>	\$645,000	\$522,911	23.3	<b>6 Transport Investments, Inc.</b>	\$2,400	\$2,136	12.4
<b>2 Jack Cooper Holdings</b>	\$602,825	\$667,849	-9.7				
<b>3 Cassens Transport Co.</b>	\$302,004	\$317,557	-4.9				
<b>4 Bennett Truck Transport/Bennett DriveAway</b>	\$94,341	\$86,897	8.6				
<b>5 Daseke Inc.</b>	\$10,000	NA	NA				

Total 2017 Revenue

**\$1.7 billion**

Total 2016 Revenue

**\$1.6 billion**

Total change

**3.7%**

## Refrigerated

	2017 Revenue (000)	2016 Revenue (000)	% change		2017 Revenue (000)	2016 Revenue (000)	% change		2017 Revenue (000)	2016 Revenue (000)	% change		2017 Revenue (000)	2016 Revenue (000)	% change							
1 Prime Inc.	\$1,623,776	\$1,464,935	10.8	10 Shaffer Trucking	\$220,000	\$210,000	4.8	18 CanXpress	\$120,507	\$122,867	-1.9	23 Bay & Bay Transportation	\$101,000	\$74,808	35.0							
2 C.R. England Inc.	\$1,405,411	\$1,304,898	7.7	11 John Christner Trucking	\$214,017	\$236,625	-9.6	19 J&R Schugel Trucking	\$119,000	\$114,000	4.4	24 Freymiller Inc.	\$84,000	\$83,000	1.2	28 Cowan Systems	\$39,119	\$38,881	0.6			
3 KLLM Transport Services	\$959,000	\$937,000	2.3	12 May Trucking	\$203,337	\$199,601	1.9	20 Decker Truck Line	\$106,206	\$104,000	2.1	25 Midwest Coast Transport	\$76,337	\$84,018	-9.1	29 Maverick USA	\$35,207	\$33,495	5.1			
4 Stevens Transport	\$694,980	\$662,450	4.9	13 Black Horse Carriers	\$185,000	\$0	NA	21 WEL Cos.	\$106,042	\$106,250	-0.2	26 Day & Ross Transportation Group	\$75,561	\$62,450	21.0	30 Transportes Garza Leal	\$32,700	\$30,600	6.9			
5 Swift Refrigerated	\$539,307	\$341,280	58.0	14 Southern Refrigerated Transport	\$162,150	\$167,662	-3.3	22 National Carriers Inc.	\$102,000	\$108,000	-5.6	27 Roehl Refrigerated Transport	\$49,311	\$36,213	36.2	31 CRST International	\$30,000	\$31,000	-3.2			
6 Marten Transport Ltd.	\$380,210	\$375,851	1.2	15 Roadrunner Temperature Controlled	\$156,000	\$171,000	-8.8	Total 2017 Revenue <b>\$8.8 billion</b>			Total 2016 Revenue <b>\$8.1 billion</b>			Total change <b>7.5%</b>								
7 TransAm Trucking Inc.	\$280,000	\$270,000	3.7	16 NFI	\$153,300	\$122,000	25.7															
8 Hirschbach Motor Lines	\$278,494	\$251,697	10.6	17 Frialsa Logística	\$135,600	\$127,100	6.7	C.R. England Inc. revenue includes dry van TL and flatbed, intermodal/drayage. TransAm Trucking, J&R Schugel Trucking and Freymiller Inc. revenue is estimated by S.J. Consulting Group. Frialsa Logistica and Transportes Garza Leal revenue is estimated by Armstrong & Associates Inc.														
9 Navajo Express	\$238,000	\$231,000	3.0																			

## Flatbed/Heavy Specialized

	2017 Revenue (000)	2016 Revenue (000)	% change		2017 Revenue (000)	2016 Revenue (000)	% change		2017 Revenue (000)	2016 Revenue (000)	% change		2017 Revenue (000)	2016 Revenue (000)	% change							
1 Landstar System	\$1,134,660	\$963,649	17.7	10 Melton Truck Lines	\$269,785	\$222,576	21.2	19 Roehl Transport	\$102,118	\$19,177	432.5	24 Carrier One Inc.	\$41,000	\$23,000	78.3	29 Bison Transport	\$21,296	NA	NA			
2 Daseke Inc.	\$1,050,000	\$770,000	36.4	11 United Vision Logistics	\$256,000	\$280,000	-8.6	20 Coastal Transport	\$67,386	\$71,617	-5.9	25 Evans Network of Cos.	\$40,000	NA	NA	30 Koch Cos. Inc.	\$20,140	\$27,720	-27.3			
3 Anderson Trucking Service	\$613,063	\$520,678	17.7	12 Acme Truck Line	\$239,000	\$173,600	37.7	21 Super Transporte Internacional	\$53,400	\$50,000	6.8	26 Beamac Trucking & Logistics	\$35,813	NA	NA	31 DeckX	\$16,622	\$16,947	-1.9			
4 PS Logistics	\$595,780	\$495,300	20.3	13 PGT Holdings	\$225,000	\$214,000	5.1	22 Express Anáhuac	\$51,500	\$48,300	6.6	27 Hunt Transportation	\$30,000	\$40,000	-25	32 NFI	\$15,600	\$17,000	-8.2			
5 TMC Transportation	\$413,000	\$394,000	4.8	14 Prime Inc.	\$183,753	\$151,545	21.3	23 Decker Truck Line	\$49,290	\$37,000	33.2	27 JLE Industries	\$30,000	\$14,000	114.3	Total 2017 Revenue <b>\$7.5 billion</b>						
6 Mercer Transportation Co.	\$395,948	\$366,158	8.1	15 CRST Malone	\$183,000	\$199,000	-8.0	Total 2016 Revenue <b>\$6.4 billion</b>			Total change <b>16.8%</b>											
7 Bennett Motor Express/Ace Doran Hauling & Rigging	\$330,178	\$271,616	21.6	16 Western Express	\$174,000	\$160,984	8.1							Daseke Inc. revenue includes pro forma revenue for Tennessee Steel Haulers Group, Steelman Transportation, Roadmaster Group and Moore Freight Service acquired in 2017. TMC Transportation and United Vision Logistics revenue is estimated by S.J. Consulting Group. PGT Holdings revenue includes PGT Trucking and Southern Pines Trucking. Super Transporte Internacional revenue is estimated by Armstrong & Associates Inc.								
8 Maverick USA	\$316,861	\$301,458	5.1	17 Aveda Transportation	\$155,700	\$57,200	172.2															
9 Transport Investments, Inc.	\$301,128	\$269,667	11.7	18 System Transport	\$154,000	\$146,000	5.5															

NA = Not Applicable or Not Available

## Mail

	2017 Revenue (000)	2016 Revenue (000)	% change		2017 Revenue (000)	2016 Revenue (000)	% change		2017 Revenue (000)	2016 Revenue (000)	% change		2017 Revenue (000)	2016 Revenue (000)	% change				
<b>1 FedEx Corp.</b>	\$1,610,033	\$1,678,856	-4.1	<b>9 Southern Mail Service</b>	\$92,854	\$77,275	20.2	<b>17 Tracie McCormick Inc.</b>	\$46,920	\$41,559	12.9	<b>21 Alaska Air Group</b>	\$37,061	\$30,991	19.6	<b>25 Davenport Transportation</b>	\$31,994	\$28,970	10.4
<b>2 Eagle Express Lines/Hoovestol Inc.</b>	\$452,429	\$370,555	22.1	<b>10 American Airlines</b>	\$92,554	\$86,349	7.2	<b>18 Beco Inc.</b>	\$45,734	\$43,446	5.3	<b>22 Alan Ritchey Inc.</b>	\$34,759	\$41,376	-16.0	<b>26 AJR Trucking</b>	\$31,141	\$27,149	14.7
<b>3 Salmon Cos.</b>	\$314,303	\$241,796	30.0	<b>11 Kalitta Air</b>	\$83,165	\$78,464	6.0	<b>19 FLS Transportation Services</b>	\$44,353	\$26,052	70.2	<b>23 Metro Air Service</b>	\$34,287	\$31,545	8.7	<b>27 Sodrel Truck Lines</b>	\$29,936	\$31,683	-5.5
<b>4 UPS Inc.</b>	\$171,629	\$168,963	1.6	<b>12 Delta Air Lines</b>	\$73,753	\$72,009	2.4	<b>20 Ravn Alaska</b>	\$39,022	\$35,471	10.0	<b>24 Roth Bros. Inc.</b>	\$33,353	\$47,133	-29.2	<b>28 McCormick Trucking</b>	\$29,580	\$23,035	28.4
<b>5 United Airlines</b>	\$164,567	\$161,131	2.1	<b>13 Bancroft and Sons Transportation</b>	\$73,568	\$69,502	5.9												
<b>6 Postal Fleet Services</b>	\$120,657	\$100,892	19.6	<b>14 B&amp;B Trucking</b>	\$58,427	\$38,316	52.5	Total 2017 Revenue			Total 2016 Revenue			Total change					
<b>7 Matheson Trucking</b>	\$102,431	\$96,360	6.3	<b>15 XPO Logistics</b>	\$57,528	\$54,658	5.3	<b>\$4.1 billion</b>			<b>\$3.8 billion</b>			<b>5.5%</b>					
<b>8 Midwest Transport</b>	\$97,107	\$91,194	6.5	<b>16 URSA Logistics</b>	\$47,228	\$43,820	7.8	Revenue for all carriers reflects direct payments from the U.S. Postal Service for the 12 months ended Sept. 30, 2017, and reported by Husch Blackwell.											

## Tank/Bulk

	2017 Revenue (000)	2016 Revenue (000)	% change		2017 Revenue (000)	2016 Revenue (000)	% change		2017 Revenue (000)	2016 Revenue (000)	% change		2017 Revenue (000)	2016 Revenue (000)	% change				
<b>1 Kenan Advantage Group</b>	\$1,316,403	\$1,333,736	-1.3	<b>9 Miller Transporters</b>	\$117,625	\$107,149	9.8	<b>16 J&amp;M Tank Lines Inc.</b>	\$66,261	\$57,498	15.2	<b>19 Schilli Corp.</b>	\$51,957	\$48,524	7.1	<b>22 Sprint Transport</b>	\$26,630	\$25,037	6.4
<b>2 Quality Distribution Inc.</b>	\$786,000	\$758,000	3.7	<b>10 Dupré Logistics</b>	\$115,938	\$106,032	9.3	<b>17 CLI Transport</b>	\$64,563	\$63,613	1.5	<b>20 Liquid Trucking Cos.</b>	\$39,757	NA	NA	<b>23 K-Limited Carrier</b>	\$23,040	\$22,628	1.8
<b>3 Trimac Transportation Services</b>	\$514,997	\$489,160	5.3	<b>11 Florida Rock &amp; Tank Lines</b>	\$112,165	\$120,172	-6.7	<b>18 Transportes Auto Tanques Ochoa</b>	\$56,800	\$53,200	6.8	<b>21 NFI</b>	\$36,300	\$35,000	3.7	<b>24 Bulk Service Transport</b>	\$20,000	\$17,350	15.3
<b>4 Foodliner/Quest Liner</b>	\$277,471	\$252,275	10.0	<b>12 Apex Logistics</b>	\$84,786	\$68,524	23.7	Total 2017 Revenue			Total 2016 Revenue			Total change					
<b>5 A&amp;R Logistics</b>	\$259,370	\$229,258	13.1	<b>13 Mission Petroleum Carriers</b>	\$79,951	\$93,560	-14.5	<b>\$4.8 billion</b>			<b>\$4.7 billion</b>			<b>3.3%</b>					
<b>6 Superior Bulk Logistics</b>	\$252,300	\$233,900	7.9	<b>14 Commercial Carrier Corp./CTL Distribution</b>	\$72,784	\$84,419	-13.8	Quality Distribution Inc. revenue is estimated by S.J. Consulting Group. Miller Transporters, Apex Logistics, Mission Petroleum Carriers, J&M Tank Lines, CLI Transport, Schilli Corp. and Sprint Transport revenue are from Modern Bulk Transporter. Transportes Auto Tanques Ochoa revenue is estimated by Armstrong & Associates Inc.											
<b>7 Groendyke Transport</b>	\$224,000	\$206,693	8.4	<b>15 Prime Inc.</b>	\$67,501	\$67,353	0.2												
<b>8 Ruan</b>	\$178,881	\$179,940	-0.6																

NA = Not Applicable or Not Available

TRANSPORT TOPICS Top 100 For-Hire Carriers is sponsored online by EFS and TMW

**UNDERSTAND. OPTIMIZE. MAINTAIN.**

# WIN THE MARKET

Your fleet and your drivers are your most valuable assets. But are you getting the most out of them? Improve what your organization does best and maximize efficiency throughout the whole transportation lifecycle with software solutions from TMW Systems.

**Easier execution -**

simplify the entire order to cash cycle

**Better awareness -**

prevent breakdowns before they happen

**Smarter solutions -**

find the most efficient route, make your miles profitable and **WIN EVERY TIME**



A TRIMBLE BRAND

[www.tmwsystems.com](http://www.tmwsystems.com) | phone: 440.721.2020

**SOFTWARE SOLUTIONS FOR: TRUCKLOAD | BROKERAGE/3PL | DEDICATED & PRIVATE FLEET | LTL  
INTERMODAL | FUEL DELIVERY | FINAL MILE | ASSET MAINTENANCE | BUSINESS INTELLIGENCE**

