

Transport Topics

TOP 100



SEEKING CAPACITY

COMPANIES STRETCH
OPERATIONS TO
BOOST PRODUCTIVITY

PLUS:
FLEETS TALK CSA



Now
IS YOUR
MOST
VALUABLE
COMMODITY.

Now is time-critical. It's real time. It's real money. Trucks are loading, customers are waiting. Stop wasting so much time with operations-hardened transportation management software from TMW. Make the most of your trucks, trailers, and drivers with our powerful dispatch features: extreme accuracy, asset utilization, and decision-making. Now is business on the move.

TRANSPORTATION MANAGEMENT | FLEET MANAGEMENT | RAIL ROUTING & SCHEDULING SOFTWARE

MAKE THE MOST OF NOW.™

TMW
A TRUCKER COMPANY

Find us at software.tmw.com or 800-451-9922

tmw.com

Consolidation Elevates Companies On Top 100 For-Hire Carriers List

By **Daniel P. Bearth**
Senior Features Writer

Consolidation continues to reshape trucking, and the 2015 edition of the TRANSPORT TOPICS Top 100 list of the largest U.S. and Canadian for-hire carriers provides plenty of examples of how the trend is playing out.

Competition between UPS Inc., which ranks No. 1, and FedEx Corp., which ranks No. 2, is expected to intensify in the wake of FedEx's February acquisition of U.S. distribution specialist Genco and its pending acquisition of Dutch-owned express carrier TNT Express.

Not to be outdone, XPO Logistics snapped up drayage firm Bridge Terminal Transport in May and a month later wrapped up a deal to acquire European-based freight carrier and distribution specialist Norbert Dentressangle.

The acquisition of BTT, which ranked No. 98 on the for-hire TT100 a year ago, and other companies, including intermodal operator Pacer International and New Breed Logistics, elevated XPO to No. 14 with revenue of more than \$2.3 billion in 2014. And the company almost certainly will move up in the ranking next year as it carries out a strategy of buying up transportation and logistics firms to create a one-stop shop for shipping customers.

Other companies making significant acquisitions in the past year include:

- TransForce Inc. (No. 9) added Canadian LTL operator Vitran Express, U.S.-based truckload carrier Transport America and Canadian specialized hauler Contrans Group to its already extensive transportation holdings.

- Roadrunner Transportation Systems (No. 17) bolstered its expedited services with the purchase of Active Aero Group.

- Forward Air Corp. (No. 34) solidified its leading position in the market for deferred airfreight with the acquisition of Towne Air Freight.

- Celadon Group (No. 42) picked up intermodal drayage provider A&S Kinard and dry van truckload carrier Taylor Express, and started an owner-operator division called Eagle Logistics Services to provide dry van and refrigerated truckload, expedited and flatbed services.

- Daseke Inc. (No. 49) added to its collection of flatbed carriers with Texas-based Lone Star Transportation.

- Mullen Group (No. 57) acquired Gardewine Group and contributed its interest in Mill Creek Motor Freight for 30% equity in Kriska Transportation Group.

- Dicom Transportation Group (No. 92) acquired Time Logistics Couriers and Modern Forwarding, expanding its expedited delivery service in the United States and resulting in Montreal-based Dicom's first appearance on the for-hire TT100.

The number of companies with annual revenue of at least \$1 billion increased to 35 from 30 a year ago. Companies that crossed that threshold for the first time in 2014 included XPO Logistics, Penske Logistics, Knight Transportation, Forward Air Corp. and Lynden Inc.

Data for all companies on the list come from company management or through annual reports filed with government agencies in the United States and Canada. Where there are no data available, or where company executives decline to release information about revenue, companies may be listed in various freight sectors based on data provided by S.J. Consulting Group and other third-party industry sources.

In addition to Dicom and XPO Logistics, other companies listed for the first time are:

- Black Horse Carriers (No. 88), a dedicated contract carrier based in Carol Stream, Illinois.

- Melton Truck Lines (No. 90), a Tulsa, Oklahoma-based flatbed/heavy specialized carrier.

- IMC Cos. (No. 90), a Memphis, Tennessee-based intermodal/drayage carrier.






- Martin Transportation Systems (No. 95), a truckload/dedicated carrier that serves the automotive industry and is based in Byron Center, Michigan.

Companies returning to the for-hire TT100 after an absence include: Transport Investments Inc. (No. 89), a Pittsburgh-based holding company for a group of flatbed/heavy specialized carriers; Navajo Express (No. 98), a Colorado-based refrigerated truckload carrier; and Central Freight Lines (No. 99), a regional and interregional less-than-truckload carrier based in Waco, Texas.

ACKNOWLEDGMENTS AND SOURCES





The 2015 Transport Topics Top 100 is a project of TRANSPORT TOPICS and features data compiled from public and private for-hire trucking companies. In some cases, revenue estimates were used to determine sector rankings.





Senior Features Writer Daniel P. Bearth coordinated the project with assistance from Brandon Green. Cover design is by Joseph Terry, TRANSPORT TOPICS.

RANK 2014	RANK 2013	COMPANY	REVENUE (000)	% CHANGE	NET INCOME (000)	% CHANGE	EMPLOYEES	EQUIPMENT	OPERATING UNITS (DESCRIPTION OF SERVICES)
1	1	 UPS Inc. Atlanta NYSE: UPS Scott Davis, Chairman David Abney, CEO Kurt Kuehn, CFO www.ups.com	58,232,000 55,438,000	5.0	3,032,000 4,372,000	-30.6	435,000 395,000	106,000 company-owned tractors straight trucks, package cars, vans and motorcycles 33,000 containers 237 aircraft	UPS Package Operations (air and ground package delivery) UPS Supply Chain Solutions (transportation management, air, ocean, rail and ground freight forwarding, customs brokerage, supply chain consulting and network design, dedicated contract carriage, service parts distribution and repair, returns management, order fulfillment, assembly and distribution, includes operations of pharmaceutical logistics firms Polar Speed in the United Kingdom and Poltraf Sp. z o.o in Poland in February and December 2014, respectively) UPS Freight (regional and interregional LTL, truckload, expedited, dedicated contract carriage, refrigerated intermodal) UPS Capital Corp. (equipment leasing, trade finance, freight payment and insurance, includes operations of Parcel Pro acquired in June) UPS Mail Innovations (mail processing) The UPS Store Inc. (franchiser of retail shipping, postal and business service stores)
2	2	 FedEx Corp. ¹ Memphis, Tenn. NYSE: FDX Frederick Smith, Chairman and CEO Alan Graf Jr., CFO www.fedex.com	47,100,000 45,100,000	4.4	2,532,000 2,046,000	23.8	325,000 300,000	26,594 company-owned tractors 39,211 straight trucks 97,469 trailers 673 aircraft	FedEx Express, FedEx Trade Networks, FedEx SupplyChain (domestic and international air and ground package and freight delivery, air and ocean freight forwarding, customs brokerage, transportation management, order fulfillment, warehousing and distribution, service parts, returned goods management, supply chain consulting, includes operations of Bongo International acquired in December 2014) FedEx Ground, FedEx SmartPost (commercial and residential ground package delivery and consolidation, includes operations of Genco Distribution System acquired in February) FedEx Freight, FedEx Custom Critical (regional and national LTL, expedited) FedEx Services, FedEx Office, FedEx TechConnect (sales and marketing, information technology support, document and business services, customer service, billings and collections)
3	3	 J.B. Hunt Transport Services Lowell, Ark. Nasdaq: JBHT Kirk Thompson, Chairman John Roberts III, President and CEO David Mee, CFO www.jbhunt.com	6,165,441 5,584,571	10.4	374,792 342,382	9.3	20,158 18,467	11,637 company-owned tractors 1,358 owner-operator tractors 27,731 trailers 73,298 containers	J.B. Hunt Intermodal (intermodal and drayage) J.B. Hunt Truck (dry van TL) J.B. Hunt Dedicated Contract Services , (dedicated contract carriage, commercial and residential delivery and installation services) J.B. Hunt Integrated Capacity Solutions (freight brokerage)
4	4	 Con-way Inc. Ann Arbor, Mich. NYSE: CNW Douglas Stotlar, President and CEO Stephen Bruffett, CFO www.con-way.com	5,806,069 5,473,356	6.1	137,039 99,152	38.2	30,100 29,500	12,100 company-owned tractors 33,300 trailers	Con-way Freight (regional and interregional LTL) Con-way Truckload (dry van TL) Menlo Worldwide Logistics (supply chain consulting, transportation management, dedicated contract carriage, warehousing and distribution, intermodal, freight brokerage) Con-way Manufacturing (trailer manufacturing)
5	5	 YRC Worldwide Overland Park, Kan. Nasdaq: YRCW James Welch, CEO Jamie Pierson, CFO www.yrcw.com	5,068,800 4,865,400	4.2	(67,700) (83,600)	NA	33,000 32,000	6,400 company-owned tractors 13,000 trailers	YRC Freight (national and international LTL and TL, expedited, cross-border services) YRC Reimer (regional and interregional LTL in Canada, cross-border services) New Penn, Holland, Reddaway (regional and interregional LTL and TL, expedited, cross-border services)






¹ FedEx Corp. revenue and net income are for 12 months ended Feb. 28, 2015, and Feb. 28, 2014.






All numbers for 2013 are printed in blue.

RANK 2014	RANK 2013	COMPANY	REVENUE (000)	% CHANGE	NET INCOME (000)	% CHANGE	EMPLOYEES	EQUIPMENT	OPERATING UNITS (DESCRIPTION OF SERVICES)
6	6	 Swift Transportation Phoenix NYSE: SWFT Richard Dozer, Chairman Jerry Moyes, CEO Richard Stocking, President and COO Virginia Henkels, CFO <i>www.swifttrans.com</i>	4,298,724 4,118,195	4.4	161,151 155,422	3.7	21,274 16,900	6,083 company-owned tractors 7,799 lease-to-own tractors 4,954 owner-operator tractors 61,652 trailers 9,150 containers	Swift Transportation (dry van and refrigerated TL, flatbed and heavy specialized, dedicated contract carriage, intermodal, cross-border services, drayage, transportation management and freight brokerage, equipment leasing and insurance) Central Refrigerated (refrigerated TL) Swift Logistics (freight brokerage, transportation management, supply chain consulting) Trans-Mex (dry van TL in Mexico)
7	7	 Schneider Green Bay, Wis. Chris Lofgren, President and CEO Lori Lutey, CFO <i>www.schneider.com</i>	3,900,000 3,600,000	8.3	NA NA	NA	17,450 16,900	9,800 company-owned tractors 2,500 owner-operator tractors 32,350 trailers 17,500 containers	Schneider Truckload Services (dry van TL, expedited, dedicated contract carriage) Schneider Bulk Carriers (liquid bulk, chemical and petroleum tank) Schneider Intermodal Services (intermodal) Schneider Logistics Services (transportation management, freight brokerage, transloading and port drayage, warehousing and distribution, supply chain consulting and network design, domestic and international freight service in China) Schneider Finance (equipment leasing)
8	8	 Hub Group Oak Brook Ill. Nasdaq: HUBG David Yeager, Chairman and CEO Mark Yeager, President and COO Terri Pizzuto, CFO <i>www.hubgroup.com</i>	3,571,126 3,373,898	5.8	51,558 69,110	-25.4	2,568 1,982	1,218 company-owned tractors 1,759 owner-operator tractors 448 trailers 28,341 containers	Hub Group (intermodal) Hub Highway (freight brokerage) Unyson Logistics (transportation management, supply chain consulting) Mode Transportation (freight brokerage) Hub Group Trucking (intermodal/drayage, dry van TL, dedicated contract carriage)
9	9	 TransForce Inc. Saint-Laurent, Quebec TSX: TFI Alain Bedard, Chairman and CEO Gregory Rumble, CFO <i>www.transforcecompany.com</i>	3,363,213 3,019,367	11.4	138,902 98,754	40.7	16,050 14,210	6,220 company-owned tractors 8,760 owner-operator tractors 18,680 trailers	Canadian Freightways, Clarke Transport, Concord, Kingsway, La Crete Transport, Quik X Transportation, Quiktrax Intermodal, TST Overland Express, Vitran (national and international LTL, intermodal) Canpar Courier, Dynamex, Ensenda, Hazen Final Mile, ICS Courier, Loomis Express, TForce Integrated Solutions (ground package delivery) A&M International, Besner, Clarke Road Transport, Couture, Ganeca, Gregoire, Highland, J.C. Germain, Papineau International, Roadfast, Transport America, TST Truckload and Load Brokerage (dry van TL, dedicated contract carriage, intermodal) Bergeron, Contrans, Durocher International, GHL Transport, Golden International, Highland Intermodal, Kingsway Bulk, McArthur Express, Mirabel Logistic, Nordique, P&W Intermodal, Rebel Transport, TF Truckload and Logistics, TForce Energy Services, Trans4 Logistics, TST Expedited, TST Air, Westfreight Systems, Winalta (flatbed/heavy specialized, chemical and petroleum tank, liquid and dry bulk, intermodal, oil field and energy services) CK Logistics, Clarke North America, E&L Logistics, Kobelt Transportation, Patriot Freight Services, Quik X Logistics & Axiom Warehousing, St-Lambert, Stream Logistics, TLS Trailer Leasing Services, Trans4 Logistics (transportation management, freight brokerage, warehousing and distribution, equipment leasing) Lafleche Environmental, Malax, Matrec, Thibault (waste management; includes operations of Veolia Solid Waste Canada acquired in 2014)






RANK 2014	RANK 2013	COMPANY	REVENUE (000)	% CHANGE	NET INCOME (000)	% CHANGE	EMPLOYEES	EQUIPMENT	OPERATING UNITS (DESCRIPTION OF SERVICES)
10	10	Landstar System Jacksonville, Fla. Nasdaq: LSTR Diana Murphy, Chairman Jim Gattoni, President and CEO Joe Beacom, Chief Safety and Operations Officer Kevin Stout, CFO <i>www.landstar.com</i>	3,184,790 2,644,780	20.4	138,809 146,009	-4.9	1,211 1,217	8,662 owner-operator tractors 270 straight trucks 13,732 trailers	Landstar Transportation Logistics (dry van and refrigerated TL and LTL, flatbed/heavy specialized, intermodal/drayage, expedited, air and ocean freight forwarding, customs brokerage, cross-border services, project cargo, transportation management) Signature Insurance Co., Risk Management Claim Services (insurance, claims management)
11	12	 Old Dominion Freight Line Thomasville, N.C. Nasdaq: ODFL Earl Congdon, Chairman David Congdon, President and CEO Greg Gantt, COO J. Wes Frye, CFO <i>www.odfl.com</i>	2,787,897 2,337,648	19.3	267,514 206,113	29.8	18,804 14,073	6,907 company-owned tractors 116 straight trucks 27,635 trailers 376 chassis	OD Domestic (regional and interregional LTL and TL, freight brokerage) OD Expedited (air and ground expedited, trade show exhibits, commercial and residential delivery and installation) OD Household Services (self-moving services) OD Global (air and ocean freight forwarding, intermodal/drayage, assembly and distribution) OD Technology (information technology)
12	13	 ArcBest Corp. Fort Smith, Ark. Nasdaq: ARCB Robert Young III, Chairman Judy McReynolds, President and CEO David Cobb, CFO <i>www.arcb.com</i>	2,612,693 2,299,549	13.6	46,177 15,811	192.1	13,238 11,420	4,191 company-owned tractors 56 straight trucks 19,911 trailers	ABF Freight (national and regional LTL, expedited, commercial and residential delivery and installation) ABF Logistics (freight brokerage, intermodal, ocean freight forwarding, transportation management, warehousing and distribution, household goods moving and storage) Panther Premium Logistics (air/expedited, commercial delivery and installation, air and ocean freight forwarding) FleetNet America (emergency breakdown services, vehicle maintenance and towing) ArcBest Technologies (information technology)
13	11	 Ryder Supply Chain Solutions¹ Miami (Ryder System) Robert Sanchez, Chairman and CEO Steve Sensing, President, Global Supply Chain Solutions Art Garcia, CFO <i>www.ryder.com</i>	2,461,149 2,383,063	3.2	122,356 129,959	NA	NA 14,312	4,098 company-owned tractors 6,042 trailers	Ryder Supply Chain Solutions (supply chain consulting, transportation management, dedicated contract carriage, warehousing and distribution, assembly and packaging, freight brokerage, order fulfillment, freight bill payment, returns management and repair services, trade services)
14	Not Ranked	 XPO Logistics Greenwich, Conn. NYSE: XPO Bradley Jacobs, Chairman and CEO Troy Cooper, COO John Hardig, CFO <i>www.xpologistics.com</i>	2,356,600 702,300	235.6	(63,600) (48,500)	NA	10,000 2,259	6,200 owner-operator tractors	XPO Logistics (freight brokerage, intermodal/drayage, air and ocean freight forwarding, warehousing and distribution; includes operations of Pacer International acquired in March 2014, New Breed Logistics acquired in September 2014 and Bridge Terminal Transport acquired in May) XPO Last Mile (commercial and residential delivery, includes operations of Atlantic Central Logistics acquired in July 2014 and UX Specialized Logistics acquired in February) XPO Express (air/expedited)






¹ Ryder Supply Chain Solutions equipment data are for 2013.

RANK 2014	RANK 2013	COMPANY	REVENUE (000)	% CHANGE	NET INCOME (000)	% CHANGE	EMPLOYEES	EQUIPMENT	OPERATING UNITS (DESCRIPTION OF SERVICES)
15	16	 Estes Express Lines Richmond, Va. Rob Estes, President and CEO William Hupp, COO Gary Okes, CFO <i>www.estes-express.com</i>	2,173,000 1,948,525	11.5	NA NA	NA	15,815 14,909	6,620 company-owned tractors 388 straight trucks 24,592 trailers 21 containers	Estes Express Lines (regional and national LTL and TL, expedited) Estes Forwarding Worldwide (ground, air and ocean freight forwarding) Estes Brokerage (freight brokerage) Estes SureMove (household goods moving and storage) Estes Level2 Logistics (commercial and residential delivery)
16	14	 Werner Enterprises Omaha, Neb. Nasdaq: WERN Gary Werner, Chairman Greg Werner, CEO Derek Leathers, President and COO John Steele, CFO <i>www.werner.com</i>	2,139,289 2,029,183	5.4	98,650 86,785	13.7	10,664 11,642	6,455 company-owned tractors 650 owner-operator tractors 22,305 trailers 16 containers	Werner Truckload Transportation Services (dry van and refrigerated TL, flatbed, expedited, dedicated contract carriage, cross-border services) Werner Value Added Services (freight brokerage, transportation management, intermodal, freight audit and payment, consolidation, warehousing and distribution, information technology) Werner Global Logistics (air and ocean freight forwarding, customs brokerage, consolidation, warehousing and distribution) Fleet Truck Sales (used truck and trailer sales)
17	21	 Roadrunner Transportation Systems Cudahy, Wis. NYSE: RRTS Scott Rued, Chairman Mark DiBlasi, President and CEO Brian van Helden, COO Peter Armbruster, CFO <i>www.rrts.com</i>	1,872,816 1,361,410	37.6	51,974 48,996	6.1	4,142 3,325	999 company-owned tractors 3,171 owner-operator tractors 5,135 trailers	Roadrunner Less-Than-Truckload (LTL, expedited) Roadrunner Truckload (dry van and refrigerated TL, flatbed/specialized, freight brokerage, includes operations of Rich Logistics, ISI and Active Aero Group acquired in 2014) Roadrunner Intermodal (intermodal/drayage, transloading) Roadrunner International (cross-border services, customs brokerage; includes operations of Unitrans International Corp. and Active Aero Group acquired in 2014) Roadrunner Warehousing & Consolidation (warehousing and distribution) Roadrunner Transportation Management Solutions (transportation management, freight payment and audit)
18	18	 U.S. Xpress Enterprises Chattanooga, Tenn. Max Fuller, Chairman and CEO Eric Fuller, COO Ray Harlin, CFO <i>www.usxpress.com</i>	1,730,000 1,600,000	8.1	NA NA	NA	NA 9,700	6,800 company-owned tractors 970 owner-operator tractors 17,000 trailers	U.S. Xpress Inc. (dry van TL, expedited, intermodal, dedicated contract carriage, freight brokerage, cross-border services) Total Transportation of Mississippi (dry van TL, expedited, freight brokerage, 90% ownership) Xpress Internacional (dry van TL in Mexico, cross-border services, 90% ownership) U.S. Xpress Leasing (equipment leasing)
19	17	 UniGroup Inc. Fenton, Mo. H. Daniel McCollister, Chairman and CEO James Powers, President Mark Schroeder, CFO <i>www.unigroupinc.com</i>	1,700,000 1,700,000	0	NA NA	NA	1,150 1,050	1 company-owned tractor 5,000 owner-operator tractors 3,700 straight trucks 8,500 trailers 25,000 storage containers	United Van Lines, Mayflower Transit (household goods, commercial and industrial moving and storage, storage containers, vehicle delivery, high-value products, trade show exhibits, warehousing) UniGroup Relocation, Sterling Relocation (domestic and international household goods moving, air and ocean freight forwarding) UniGroup Logistics (warehousing and distribution, flatbed/heavy specialized, installation of furniture, fixtures and electronic equipment, project management) Allegiant Move Management (government and commercial household goods moving and storage) Trans Advantage (equipment sales and service)






RANK 2014	RANK 2013	COMPANY	REVENUE (000)	% CHANGE	NET INCOME (000)	% CHANGE	EMPLOYEES	EQUIPMENT	OPERATING UNITS (DESCRIPTION OF SERVICES)
20	23	 Kenan Advantage Group North Canton, Ohio Dennis Nash, CEO Bruce Blaise, President Carl Young, CFO <i>www.thekag.com</i>	1,567,453 1,286,631	17.9	NA NA	NA NA	7,265 7,530	4,470 company-owned tractors 399 lease-to-own tractors 1,586 owner-operator tractors 9,448 trailers	Advantage Tank Lines, BXI, KAG West, Kenan Transport, Klemm Tank Lines, North Canton Transfer Co., Petro-Chemical Transport (petroleum and chemical tank, propane, asphalt, renewable fuels) DistTech, Transport Service Co. (chemical tank, liquid bulk) Cryogenic Transportation Inc., Jack B. Kelley Inc. (industrial gas) RTL-Westcan (liquid and dry bulk in Canada) KAG Logistics (transportation management, freight payment and auditing, renewable fuel storage and transloading)
21	22	 Prime Inc.¹ Springfield, Mo. Robert Low, CEO Dean Hoedl, CFO <i>www.primeinc.com</i>	1,563,413 1,300,998	20.2	207,436 163,439	26.9	4,450 4,400	1,782 company-owned tractors 3,966 lease-to-own tractors 439 owner-operator tractors 10,637 trailers	Prime Inc. (refrigerated, dry van TL, flatbed/heavy specialized, tank/bulk, intermodal/drayage, dedicated contract carriage) Prime Logistics (freight brokerage) Prime Floral (transportation of flowers and plants, consolidation and distribution services) Trailer Skirt Ads (advertising on trailer side skirts) Pedigree Truck Sales (equipment sales) Success Leasing (equipment leasing)
22	19	 Purolator Holdings Ltd. Mississauga, Ontario (Canada Post Corp, Barry Lapointe Holdings) Stewart Bacon, Chairman Patrick Nangle, President and CEO Mike Boucher, COO Deb Craven, CFO <i>www.purolator.com</i>	1,524,071 1,575,391	-3.3	NA NA	NA NA	11,500 12,000	489 company-owned tractors 166 straight trucks 3,055 pickups and vans 1,286 trailers	Purolator Inc. (air and ground package delivery) Purolator Freight (regional and interregional LTL, expedited) Purolator International (international package and freight delivery, expedited, cross-border services) Purolator Logistics (supply chain consulting, transportation management, air and ocean freight forwarding, customs brokerage, warehousing and distribution, parts assembly and kitting, returned goods management, commercial delivery and installation services)
23	20	 C.R. England Inc. Salt Lake City Daniel England, Co-Chairman Dean England, Co-Chairman Chad England, CEO Josh England, President Zach England, COO Brandon Harrison, COO TJ McGeean, CFO <i>www.crengland.com</i>	1,517,290 1,495,597	1.5	NA NA	NA NA	7,385 7,352	3,528 company-owned tractors 427 lease-to-own tractors 132 owner-operator tractors 5,923 trailers 1,642 containers	C.R. England Inc. (refrigerated and dry van TL, flatbed, dedicated contract carriage, intermodal, cross-border services) England Logistics (freight brokerage, air and ocean freight forwarding, intermodal, dry and refrigerated LTL, parcel, transportation management, supply chain consulting, facility engineering, warehousing and distribution, financial services) Premier Truck Driving Schools (driver training)
24	15	 Sirva Worldwide Inc. Oakbrook Terrace, Ill. Wes Lucas, CEO Thomas Oberdorf, CFO Linda Smith, CCO <i>www.sirva.com</i>	1,464,400 1,994,200	-26.6	NA 9,700	NA	2,700 2,700	1 company-owned tractor 2,608 owner-operator tractors 1,625 straight trucks 4,263 trailers	Allied Van Lines, North American Van Lines, Global Van Lines, Allied Pickfords, DJK Residential (domestic and international household goods, military, commercial and industrial moving and storage, vehicle delivery, high-value products) Sirva Relocation, Sirva Move Management, Sirva Global Relocation, Sirva Mortgage, Sirva Settlement (relocation-management support services, mortgage services)

1 Prime Inc. revenue and net income are for 12 months ended March 31, 2015, and March 31, 2014.






RANK 2014	RANK 2013	COMPANY	REVENUE (000)	% CHANGE	NET INCOME (000)	% CHANGE	EMPLOYEES	EQUIPMENT	OPERATING UNITS (DESCRIPTION OF SERVICES)
25	24	CRST International Cedar Rapids, Iowa  John Smith, Chairman David Rusch, CEO Mike Gannon, COO, Fixed Assets Wesley Brackey, CFO <i>www.crst.com</i>	1,351,571 1,269,899	6.4	NA NA	NA	5,129 4,975	1,684 company-owned tractors 1,247 lease-to-own tractors 1,463 owner-operator tractors 7,290 trailers	CRST Expedited (dry van and refrigerated TL, expedited) CRST Malone (flatbed, dedicated contract carriage) CRST Dedicated Services (dedicated contract carriage) CRST Specialized Transportation (transportation of high-value goods and specialized commodities, commercial and residential delivery, warehousing and distribution) CRST Logistics (transportation management, freight brokerage) BESL Transfer Co. (flatbed/heavy specialized, acquired in January 2014) Pegasus Transportation (refrigerated and dry van TL, acquired in March)
26	25	Saia Inc. Johns Creek, Ga.  Nasdaq: SAIA H.A. Trucksess III, Chairman Richard O'Dell, President and CEO Frederick Holzgrefe III, CFO Raymond Ramu, CCO <i>www.saia.com</i>	1,272,321 1,139,094	11.7	51,991 43,627	19.2	8,900 8,400	3,780 company-owned tractors 11,530 trailers	Saia LTL Freight (regional and interregional LTL, expedited) LinkEx Inc. (supply chain consulting, air and ocean freight forwarding, warehousing, commercial and residential delivery, acquired in February) Saia Logistics Services (transportation management, freight brokerage) Saia TL Plus (freight brokerage)
27	28	Universal Truckload Services Inc. Warren, Mich.  Nasdaq: UACL Matthew Moroun, Chairman Jeffery Rogers, CEO David Crittenden, CFO <i>www.goutsi.com</i>	1,191,521 1,033,492	15.3	45,370 50,572	-10.3	4,218 4,339	1,075 company-owned tractors 3,333 owner-operator tractors 6,291 trailers 800 containers 954 chassis	Universal Truckload (dry van TL, flatbed/heavy specialized) Universal Intermodal Services (drayage) Linc Logistic Solutions, Universal Logistics Solutions International, CTX (dedicated contract carriage, air and ocean freight forwarding, expedited, freight brokerage, customs brokerage, warehousing and distribution, parts assembly) Calvary Logistics (freight brokerage) Westport Axle (assembly and distribution, warehousing, parts manufacturing)
28	27	Southeastern Freight Lines Lexington, S.C.  W.T. Cassels Jr., Chairman and CEO W.T. Cassels III, President J. Russell Burleson Jr., CFO <i>www.sefl.com</i>	1,171,968 1,065,188	10.0	NA NA	NA	8,299 8,030	3,343 company-owned tractors 256 owner-operator tractors 23 straight trucks 11,496 trailers	Southeastern Freight Lines (regional and interregional LTL and TL, assembly and distribution) G&P Trucking (dry van TL) Southeastern Logistics Solutions (freight brokerage, intermodal, drayage, expedited, residential and commercial delivery)
29	32	Penske Logistics Reading, Pa.  (Penske Truck Leasing Co.) Roger Penske, Chairman Brian Hard, CEO Marc Althen, President Paul Ott, CFO <i>www.penskelogistics.com</i>	1,137,000 968,000	17.5	NA NA	NA	13,000 10,000	2,054 company-owned tractors 245 straight trucks 4,918 trailers	Penske Logistics (dedicated contract carriage, transportation management, warehousing and distribution, freight brokerage, air and ocean freight forwarding, facilities engineering)

RANK 2014	RANK 2013	COMPANY	REVENUE (000)	% CHANGE	NET INCOME (000)	% CHANGE	EMPLOYEES	EQUIPMENT	OPERATING UNITS (DESCRIPTION OF SERVICES)
30	26	 NFI Industries Cherry Hill, N.J. Ike Brown, Chairman Jeffrey Brown, Chairman Sidney Brown, CEO Steve Grabell, CFO <i>www.NFIindustries.com</i>	1,105,000 1,090,000	1.4	NA NA	NA NA	8,000 7,600	2,022 company-owned tractors 242 owner-operator tractors 7,500 trailers 170 containers	NFI Transportation (dry van TL, dedicated contract carriage, flatbed/heavy specialized) NFI Distribution (warehousing and distribution, order fulfillment, contract packaging) NFI Intermodal (intermodal/drillage) NFI Brokerage (freight brokerage, transportation management, freight payment and audit) NFI Real Estate (commercial and industrial real estate development and construction) NFI Global (air and ocean freight forwarding, warehousing and consolidation, port services) NFI Canada (transportation management, intermodal, freight brokerage, air and ocean freight forwarding, dedicated contract carriage, cross-border services) NFI Solar (solar energy) NFI Consulting (supply chain consulting, facility design and engineering, fueling services)
31	31	 Knight Transportation Phoenix NYSE: KNX Kevin Knight, Chairman David Jackson, President and CEO Kevin Quast, COO Adam Miller, CFO <i>www.knighttrans.com</i>	1,102,332 969,237	13.7	102,862 69,282	48.5	5,526 4,600	4,282 company-owned tractors 456 owner-operator tractors 11,487 trailers	Knight Transportation (dry van TL, dedicated contract carriage) Knight Refrigerated (refrigerated TL, dedicated contract carriage) Knight Port and Rail Services (drillage, warehousing and distribution) Barr-Nunn Transportation (dry van TL, acquired in October 2014) Knight Logistics (intermodal, freight brokerage) Knight Truck and Trailer Sales (equipment sales and leasing) Squire Transportation (driver training)
32	30	 Crete Carrier Corp. Lincoln, Neb. Duane Acklie, Chairman Tonn Ostergard, President and CEO Tim Aschoff, COO Dean Troester, CFO <i>www.cretecarrier.com</i>	1,100,000 1,008,165	9.1	NA NA	NA NA	5,500 5,524	5,130 company-owned tractors 12,883 trailers	Crete Carrier Corp. (dry van TL, dedicated contract carriage) Shaffer Trucking (refrigerated TL, dedicated contract carriage) Hunt Transportation (flatbed, heavy specialized)
33	29	 Averitt Express Cookeville, Tenn. Gary Sasser, President and CEO Wayne Spain, COO George Johnson, CFO <i>www.averittpress.com</i>	1,078,000 1,020,000	5.7	NA NA	NA NA	NA NA	4,441 company-owned tractors 45 straight trucks 13,075 trailers	Averitt Express (regional and interregional LTL, flatbed, dry van and refrigerated TL, dedicated contract carriage, expedited, air and ocean freight forwarding, freight brokerage, intermodal, warehousing and distribution, drillage, product assembly, transportation management, returned goods management, residential and commercial delivery, supply chain consulting)
34	46	 Forward Air Corp. Greeneville, Tenn. Nasdaq: FWRD Bruce Campbell, Chairman and CEO Rodney Bell, CFO <i>www.forwardair.com</i>	1,010,959 917,481	10.2	61,169 54,467	12.2	3,600 3,537	248 company-owned tractors 1,052 owner-operator tractors 190 straight trucks 6 pickups and cargo vans 3,100 trailers	Forward Air Inc. (airfreight, expedited LTL and TL, includes operations of Towne Air Freight acquired in March) Forward Air Solutions Inc. (warehousing and pool distribution) Central States Trucking Co. (intermodal/drillage, includes operations of Multi-Modal Services acquired in November 2014) Total Quality Inc. (refrigerated TL)

RANK 2014	RANK 2013	COMPANY	REVENUE (000)	% CHANGE	NET INCOME (000)	% CHANGE	EMPLOYEES	EQUIPMENT	OPERATING UNITS (DESCRIPTION OF SERVICES)
35	35	Lynden Inc. Anchorage, Alaska Jim Jansen, Chairman Alex McCallor, COO Brad McKeown, CFO <i>www.lynden.com</i>	1,000,000 875,000	14.3	NA NA	NA	2,652 2,540	448 company-owned tractors 158 owner-operator tractors 17 straight trucks 3,646 trailers 8,540 containers 58 chassis	Lynden Transport (dry van and refrigerated TL, flatbed and LTL) Brown Line (refrigerated TL) LTI Inc. (liquid and dry bulk) Alaska West Express (chemical and petroleum tank, intermodal, dry bulk, flatbed/ heavy specialized, oilfield services) Lynden International (air and ocean freight forwarding, customs brokerage, warehousing and distribution, returned goods management, commercial and residential delivery, trade show exhibits, includes operations of Haas Industries acquired in June) Alaska Marine Lines, Bering Marine Corp. (barge) Lynden Air Cargo (airfreight) Lynden Logistics (transportation management, dedicated contract carriage) Lynden Training Center (hazardous materials response training)
36	34	Quality Distribution Inc. Tampa, Fla. Nasdaq: QLT Gary Enzor, Chairman and CEO Joseph Troy, CFO Randy Strutz, President, Quality Carriers <i>www.qualitydistribution.com</i>	991,758 929,810	6.7	20,640 (42,038)	NA	1,188 1,145	922 company-owned tractors 1,343 affiliate-owned tractors 930 owner-operator tractors 3,171 trailers	Quality Carriers Inc. (chemical tank, liquid and dry bulk) QC Energy Resources (oil, sand, water and production fluid transport for oil and gas drilling) Quality Transload & Terminals (transloading) Boasso America (intermodal tank, container storage, shipping, maintenance and repair) QD Risk Services (insurance claims management)
37	36	Atlas World Group Evansville, Ind. Glen Dunkerson, Chairman and CEO Don Breivogel, CFO <i>www.atlasvanlines.com</i>	878,313 844,827	4.0	9,542 7,747	23.2	644 700	12 company-owned tractors 2,074 owner-operator tractors 784 straight trucks 4,012 trailers	Atlas Van Lines, Atlas Van Lines (Canada) (household goods, commercial and industrial moving and storage, high-value goods, store fixtures, trade-show exhibits, electronics and fine art, dry van TL) Atlas Van Lines International (air and ocean freight forwarding, military and government moving and storage) Avail Move Management, Cornerstone Relocation Group (relocation and move- management services) Atlas Logistics (transportation management, freight brokerage) Titan Global Distribution (project management, warehousing, commercial delivery and installation services) Atlas World-Class Travel (travel and lodging services) Atlas Terminal Co. (equipment sales and repair, financial services)
38	41	Anderson Trucking Service St. Cloud, Minn. Rollie Anderson, Chairman and CEO Jacob Wood, President Brent Anderson, COO Paul Pfeiffer, CFO <i>www.atsinc.com</i>	873,432 750,204	16.4	NA NA	NA	1,389 1,300	581 company-owned tractors 1,938 owner-operator tractors 6,127 trailers	ATS Specialized, New Energy Transport (flatbed, heavy specialized) ATS Inc. (dry van TL) ATS Logistics Services (transportation management, freight brokerage, warehousing and consolidation, packaging, pilot car services) ATS International Services Inc. (heavy specialized, project management, intermodal, air and ocean freight forwarding, customs brokerage) ATS International Projects — Hamburg, ATSI Project Services — Asia (transportation management) Warren Transport, Midwest Specialized Transportation (flatbed, heavy specialized, dry van TL) Waylon Transport (flatbed, heavy specialized) SunBelt Furniture Xpress (transportation of furniture, residential and commercial delivery, expedited, LTL) Sunbelt Xpress Logistics Services Inc. (freight brokerage) Iowa Loading Service, National Specialized Services (logistics services) Competitive Equipment Leasing (equipment leasing) Transportation Trucking Insurance Co. (insurance)

RANK 2014	RANK 2013	COMPANY	REVENUE (000)	% CHANGE	NET INCOME (000)	% CHANGE	EMPLOYEES	EQUIPMENT	OPERATING UNITS (DESCRIPTION OF SERVICES)
39	33	 Heartland Express North Liberty, Iowa Nasdaq: HTLD Michael Gerdin, Chairman and CEO John Cosaert, CFO <i>www.heartlandexpress.com</i>	871,355 582,257	49.7	84,834 70,582	20.2	4,500 5,220	4,776 company-owned tractors 12,970 trailers	Heartland Express (dry van TL, dedicated contract carriage) Gordon Trucking Inc. (dry van and refrigerated TL, freight brokerage)
40	42	 KLLM Transport Services Jackson, Miss. (Duff Brothers Capital) James Richards Jr., President and CEO Terry Thornton, CFO <i>www.kllm.com</i>	863,000 743,682	16.0	NA NA	NA	NA NA	3,800 company-owned tractors 5,500 trailers	KLLM Inc. (refrigerated TL, dedicated contract carriage, intermodal, freight brokerage) Frozen Food Express (refrigerated LTL, dedicated contract carriage) KLLM Driving Academy (driver training)
41	38	 RUAN <small>DEDICATION THAT MOVES YOUR BUSINESS</small> Des Moines, Iowa John Ruan III, Chairman Ben McLean, President and CEO Ralph Arthur and Dan Van Alstine, President, Dedicated Contract Carriage Steve Wood, CFO <i>www.ruan.com</i>	848,759 807,507	5.1	NA NA	NA	5,595 5,088	3,754 company-owned tractors 48 straight trucks 8,395 trailers 302 containers 248 Chassis	Ruan Dedicated Contract Carriage (dedicated contract carriage, dry van TL, liquid and dry bulk, commercial delivery) Ruan Supply Chain Solutions (transportation management, freight brokerage, warehousing and distribution, product assembly and packaging) Ruan Transport Corp. (liquid and dry bulk, chemical tank) Ruan Truck and Trailer Sales (equipment sales)
42	44	 Celadon Group¹ Indianapolis NYSE: CGI Stephen Russell, Chairman Paul Will, President and CEO Eric Meek, COO Bobby Peavler, CFO <i>www.celadontrucking.com</i>	806,400 680,936	18.4	35,579 23,314	52.6	4,582 NA	2,639 company-owned tractors 648 lease-to-own tractors 744 owner-operator tractors 11,180 trailers 185 containers 64 chassis	Celadon Trucking Services, Hyndman Transport, Servicios de Transportacion Jaguar (dry van and refrigerated TL, intermodal, dry bulk, yard management) Celadon Logistics Services (transportation management, warehousing and distribution, product assembly and packaging, freight brokerage, LTL) Osborn Transportation (dry van TL) A&S Kinard (dry van TL, warehousing and distribution, acquired in October 2014) Eagle Logistics Services (dry van and refrigerated TL, expedited, flatbed established in October 2014) Taylor Express (dry van TL, dry bulk, acquired in January) Quality Cos. (driver training, equipment sales and repair) GSM Transportation (industrial maintenance, repair and operations parts delivery and inventory management, 49% ownership)
43	37	 Jack Cooper Holdings Kansas City, Mo. Mike Riggs, Chairman and CEO Jeff Herr, COO Mike Testman, CFO Alex Meza, CCO <i>www.jackcooper.com</i>	790,000 825,000	-4.2	NA NA	NA	NA 4,500	3,500 company-owned tractor-trailer rigs	Jack Cooper Transport (vehicle hauling) Jack Cooper Logistics (transportation management, vehicle inspections, rail and yard management, port services, ocean shipping)

¹ Celadon Group revenue and net income are for 12 months ended Dec. 31, 2014, and Dec. 31, 2013.

RANK 2014	RANK 2013	COMPANY	REVENUE (000)	% CHANGE	NET INCOME (000)	% CHANGE	EMPLOYEES	EQUIPMENT	OPERATING UNITS (DESCRIPTION OF SERVICES)
44	39	 Day & Ross Transportation Group¹ Hartland, New Brunswick (McCain Foods Ltd.) Allison McCain, Chairman John Doucet, President & CEO Kevin Chase, CFO <i>www.dayross.ca</i>	771,988 796,476	-3.1	NA NA	NA NA	1,602 1,734	243 company-owned tractors 1,309 owner-operator tractors 359 straight trucks 3,103 trailers 45 chassis	Day & Ross Freight (national and international LTL, dry van and refrigerated truckload, cross-border services, expedited) Day & Ross Supply Chain Solutions (freight brokerage) Day & Ross Dedicated Logistics (dedicated contract carriage, warehousing and distribution) Day & Ross Trade Networks (air and ocean freight forwarding) Sameday Worldwide (expedited, air and ground package delivery, order fulfillment)
45	40	 Trimac Group² Calgary, Alberta TSE: TMA.UN Jeff McCaig, Chairman and CEO Tom Connard, President and COO — U.S. Ed Malysa, President and COO — Canada Craig Bourgeois, CFO <i>www.trimac.com</i> <i>www.trimac.ca</i>	737,725 761,000	-3.1	NA NA	NA NA	3,262 3,345	1,474 company-owned tractors 693 owner-operator tractors 4,679 trailers	Trimac Transportation Ltd. (chemical and petroleum tank, liquid and dry bulk, pressurized gases in Canada) Trimac Transportation Inc. (chemical and petroleum tank, liquid and dry bulk, pressurized gases, tank cleaning, intermodal in the United States) Northern Resource Trucking (liquid and dry bulk, 29% ownership) Harris Transportation (petroleum tank) National Tank Services (tank cleaning, equipment maintenance) Bulk Plus Logistics (transportation management, warehousing, freight brokerage, bulk transfer and storage, inventory management)
46	43	 Covenant Transportation Group Chattanooga, Tenn. Nasdaq: CVTI David Parker, Chairman and CEO Joey Hogan, COO Richard Cribbs, CFO <i>www.covenanttransport.com</i>	718,980 684,549	5.0	17,808 5,244	239.6	4,400 4,202	2,470 company-owned tractors 195 owner-operator tractors 6,722 trailers	Covenant Transport (dry van TL, expedited, dedicated contract carriage) Southern Refrigerated Transport (refrigerated and dry van TL, intermodal/drayage) Star Transportation (dry van TL) Covenant Transport Solutions (freight brokerage) Transport Financial Solutions (accounts receivable financing) Transport Enterprise Leasing (equipment leasing and sales, 49% ownership)
47	47	 Stevens Transport Dallas Steve Aaron, Chairman and CEO Todd Aaron, Vice Chairman Clay Aaron, President <i>www.stevenstransport.com</i>	673,160 642,138	4.8	91,310 86,285	5.8	2,835 2,835	1,945 company-owned tractors 830 lease-to-own tractors 3,782 trailers	Stevens Transport (refrigerated and dry van TL, intermodal, transportation management)
48	45	 Marten Transport Mondovi, Wis. Nasdaq: MRTN Randolph Marten, Chairman and CEO Timothy Kohl, President James Hinnendael, CFO <i>www.marten.com</i>	672,929 659,214	2.1	29,834 30,147	-1.0	3,240 3,045	2,368 company-owned tractors 52 owner-operator tractors 4,265 trailers	Marten Transport (refrigerated TL, intermodal, freight brokerage) MW Logistics (freight brokerage, liquid and dry bulk, 45% ownership)

1 Day & Ross Transportation Group revenue is for 12 months ended June 30, 2014 and June 30, 2013.







2 Trimac Group data are consolidated to reflect separate operations in the United States and Canada.

RANK 2014	RANK 2013	COMPANY	REVENUE (000)	% CHANGE	NET INCOME (000)	% CHANGE	EMPLOYEES	EQUIPMENT	OPERATING UNITS (DESCRIPTION OF SERVICES)
49	59	Daseke Inc. Addison, Texas Don Daseke, Chairman and CEO Scott Wheeler, CFO <i>www.daseke.com</i>	668,000 447,000	49.4	NA NA	NA NA	2,500 1,990	1,875 company-owned tractors 257 lease-to-own tractors 478 owner-operator tractors 5,515 trailers	Boyd Bros. Transportation, WTI Transport, Mid Seven Transportation (flatbed/heavy specialized) Smokey Point Distributing (flatbed/heavy specialized, LTL, freight brokerage) Central Oregon Truck Co. (flatbed/heavy specialized, freight brokerage) E.W. Wylie Corp. (flatbed/heavy specialized, oil field services, freight brokerage) J. Grady Randolph Inc. (flatbed/heavy specialized) Boyd Logistics (freight brokerage) Lone Star Transportation (flatbed/heavy specialized, freight brokerage, acquired in October 2014 and includes operations of Davenport Transport & Rigging acquired in May)
50	50	USA Truck Van Buren, Ark. Nasdaq: USAK Robert Peiser, Chairman John Simone, President and CEO Thomas Glaser, Interim COO Michael Borrows, CFO <i>www.usa-truck.com</i>	602,477 555,005	8.6	6,033 (9,110)	NA	NA 2,750	1,987 company-owned tractors 196 owner-operator tractors 6,216 trailers	USA Truck (dry van TL, dedicated contract carriage) Strategic Capacity Solutions (freight brokerage, intermodal/drayage)
51	48	AAA Cooper Transportation Dothan, Ala. Mack Dove, Chairman Reid Dove, President and CEO <i>www.aaacooper.com</i>	580,372 580,372	0	NA NA	NA NA	4,500 4,500	2,450 company-owned tractors 6,000 trailers	AAA Cooper Transportation (regional and interregional LTL and TL, dedicated contract carriage, port services, ocean freight forwarding, truck maintenance and repair)
52	60	Pitt Ohio Pittsburgh Charles Hammel III, President and CEO James Fields, COO Scott Sullivan, CFO Geoff Muessig, CMO <i>www.pittohio.com</i>	551,300 429,800	28.3	NA NA	NA NA	3,140 2,851	812 company-owned tractors 398 straight trucks 36 pickups and cargo vans 2,037 trailers	Pitt Ohio (regional and interregional LTL, expedited, assembly and distribution, warehousing, supply chain consulting, information technology) Pitt Ohio Ground (package delivery) ECM Transport (dry van TL, 51% ownership)
53	56	Mercer Transportation Louisville, Ky. James Stone, President <i>www.mercer-trans.com</i>	547,269 483,162	13.3	NA NA	NA NA	325 315	2,189 owner-operator tractors 2,189 trailers	Mercer Transportation (flatbed/heavy specialized, dry van TL, freight brokerage)
54	57	Western Express Nashville, Tenn. Donna Wise, Chairman Paul Wieck, President and CEO Robert Stachura, COO Richard Prickett, CFO <i>www.westernexp.com</i>	540,104 463,454	16.5	NA NA	NA NA	3,107 2,962	2,402 company-owned tractors 2 owner-operator tractors 5,700 trailers	Western Express (dry van TL, flatbed, expedited, intermodal, dedicated contract carriage)

RANK 2014	RANK 2013	COMPANY	REVENUE (000)	% CHANGE	NET INCOME (000)	% CHANGE	EMPLOYEES	EQUIPMENT	OPERATING UNITS (DESCRIPTION OF SERVICES)
55	74	United Road Services Romulus, Mich. (Charlesbank Capital Partners) Kathleen McCann, CEO Mark Anderson, COO Eric Mikesell, CFO <i>www.unitedroad.com</i>	532,000 333,464	59.5	NA NA	NA NA	1,700 2,100	1,300 company-owned tractor-trailer rigs 472 owner-operator tractor-trailer rigs	Alaska Vehicle Transport, Autolog, Pilot Transport, United Road (vehicle hauling) UR AutoLoads (vehicle load board)
56	51	Canada Cartage System Mississauga, Ontario (Nautic Partners) Jeff Lindsay, President and CEO David Bacon, CFO <i>www.canadacartage.com</i>	516,976 541,800	-4.6	NA NA	NA NA	NA 3,800	1,952 company-owned tractors 591 owner-operator tractors 368 straight trucks 2,417 trailers	Canada Cartage (dedicated contract carriage, dry van TL and LTL, expedited, freight management, air and ocean freight forwarding, customs brokerage) Canada Moving (commercial and residential moving and storage) Direct2Home (home delivery and installation services) Direct Distribution Centres (warehousing and distribution) Vanguard Global Services (transportation management, information technology, order fulfillment, returned goods management, acquired in January) D.J. Knoll Transport (liquid and dry bulk, acquired in February)
57	52	Mullen Group¹ Okotoks, Alberta TSX: MTL Murray Mullen, Chairman and CEO Stephen Clark, CFO <i>www.mullen-group.com</i>	516,878 537,858	-3.9	NA NA	NA NA	2,092 2,170	831 company owned tractors 543 owner-operator tractors 90 straight trucks 198 pickups and cargo vans 3,529 trailers 563 containers 169 railcars	Mullen Trucking (dry van TL and LTL, flatbed/heavy specialized) Gardewine Group (regional LTL and TL, dedicated contract carriage, flatbed/heavy specialized, dry bulk, acquired in January) Cascade Carriers (dry bulk) Bernard Transport, Grimshaw Trucking, Jay's Transportation Group (regional LTL) Hi-Way 9 Group (regional and expedited TL and LTL, warehousing and distribution, drayage, flatbed, intermodal) Payne Transportation (dry van TL and LTL, flatbed/heavy specialized) Tenold Transportation (dry van TL and LTL, warehousing, cable cutting and reel services) Kleysen Group (dry van TL, intermodal) Smook Contractors Ltd. (construction services, aggregate hauling)
58	54	The Suddath Cos. Jacksonville, Fla. Stephen Suddath, Chairman Michael Brannigan, President and CEO James Barnett, CFO <i>www.suddath.com</i>	500,000 500,000	0.0	NA 7,000	NA NA	2,000 2,000	384 company-owned tractors 287 straight trucks 754 trailers	Suddath Relocation Systems, Suddath International (household goods, commercial and industrial moving and storage, includes operations of Horizon Moving Systems acquired in July 2013 and Swartz Moving and Storage in April) Suddath Workplace Solutions (office moving and relocation management services) Suddath Global Logistics (supply chain consulting, transportation management, air and ocean freight forwarding, warehousing and distribution, order fulfillment, commercial and residential delivery, trade show exhibits and high-value products transportation, returned goods management) Suddath Government Services (government and military commercial and residential relocation) Lexicon Relocation (move management and real estate services)
59	55	Bison Transport Inc. Winnipeg, Manitoba Donald Streuber, President and CEO Rob Penner, COO Greg McFadzean, CFO <i>www.bisontransport.com</i>	489,568 485,484	0.8	NA NA	NA NA	2,321 2,600	1,088 company-owned tractors 39 lease-to-own tractors 375 owner-operator tractors 3,857 trailers 182 containers 80 chassis	Bison Transport (dry van and refrigerated TL and LTL, dedicated contract carriage, intermodal) Bison ABL (transportation management, warehousing and distribution, freight brokerage, expedited, LTL consolidation, transloading and crossdock services) Britton Transport (dry van TL, flatbed, bulk, freight brokerage, warehousing, transloading, trailer rental) Searcy Trucking (flatbed/heavy specialized; includes operations of Renold's Transport acquired in 2014)







¹ Mullen Group revenue is for trucking operations only.

RANK 2014	RANK 2013	COMPANY	REVENUE (000)	% CHANGE	NET INCOME (000)	% CHANGE	EMPLOYEES	EQUIPMENT	OPERATING UNITS (DESCRIPTION OF SERVICES)
60	70	Acme Truck Line Inc. Gretna, La. Mike Coatney, President Kimberly Foster, CFO <i>www.acmetruck.com</i>	487,208 356,157	36.8	NA NA	NA NA	3,000 3,200	2,007 owner-operator tractors 724 straight trucks 2,257 trailers	Acme Truck Line (flatbed/heavy specialized, oil field services) Acme 3PL Supply Chain Management (freight brokerage, freight payment and audit, safety compliance)
61	53	TransX Group Winnipeg, Manitoba Louie Tolaini, Chairman and CEO Mike Jones, COO Pankaj Sharma, CFO <i>www.transx.com</i>	482,571 533,061	-9.5	NA NA	NA NA	2,560 2,630	655 company-owned tractors 850 owner-operator tractors 4,240 trailers 915 containers 470 chassis	TransX (dry van and refrigerated TL and LTL, intermodal/drayage, expedited) CanXpress (refrigerated TL) CanXpress Distribution (refrigerated LTL) DeckX (flatbed) Expert Customs Brokers (customs brokerage) TX Logistics Services (freight brokerage)
62	58	Shevell Group Elizabeth, N.J. Myron Shevell, Chairman Thomas Connery, President Craig Eisenberg, CFO <i>www.nemf.com</i>	461,000 450,105	2.4	NA NA	NA NA	3,559 3,515	1,885 company-owned tractors 35 owner-operator tractors 125 straight trucks 4,600 trailers 20 chassis	New England Motor Freight, NEMF Canada (regional LTL and TL, container drayage, cross-border services, consolidation and distribution) Eastern Freight Ways (dry van TL, flatbed) Carrier Industries (warehousing, dedicated contract carriage) NEMF Logistics (transportation management, freight brokerage) NEMF World Transport (air and ocean freight forwarding)
63	76	Bennett International Group McDonough, Ga. Marcia Taylor, Chairman and CEO David Pittman, COO and CFO <i>www.bennettig.com</i>	436,024 327,857	33.0	NA NA	NA NA	772 727	66 company-owned tractors 110 lease-to-own tractors 1,232 owner-operator tractors 388 pickups and cargo vans 1,418 trailers 4 Chassis	Bennett Motor Express, Ace Doran Hauling & Rigging (flatbed/heavy specialized) Bennett Truck Transport (manufactured housing and commercial building moving services) Bennett DriveAway (truck, bus and recreational vehicle and RV trailer delivery, power-only hauling service) Bennett Distribution Services (warehousing and distribution, transportation management) Bennett International Transport (air and ocean freight forwarding, customs brokerage) Bennett International Logistics (freight brokerage, supply chain consulting, freight management) Bennett Building Systems (portable storage building systems)
64	65	Dayton Freight Lines Dayton, Ohio Thomas Cronin Jr., President <i>www.daytonfreight.com</i>	436,000 386,000	13.0	NA NA	NA NA	3,610 3,361	1,228 company-owned tractors 3,109 trailers	Dayton Freight Lines (regional LTL) Kelly Transportation (dry van TL) Kelley Logistics (freight brokerage)
65	61	Dart Transit Co. Eagan, Minn. Donald Oren, Chairman David Oren, President Scott Buchanan, CFO <i>www.dart.net</i>	425,503 426,320	-0.2	3,854 NA	NA NA	1,365 1,160	575 company-owned tractors 1,300 owner-operator tractors 5,789 trailers 94 containers	Dart Transit Co. (dry van TL, dedicated contract carriage) Dart Intermodal (intermodal/drayage) Dart Advantage Logistics (freight brokerage, transportation management) Dart Advantage Warehousing (warehousing, order fulfillment, assembly and distribution, air and ocean freight forwarding) Highway Sales Inc. (tractor leasing and sales)

RANK 2014	RANK 2013	COMPANY	REVENUE (000)	% CHANGE	NET INCOME (000)	% CHANGE	EMPLOYEES	EQUIPMENT	OPERATING UNITS (DESCRIPTION OF SERVICES)
66	67	Cowan Systems Baltimore  Joseph Cowan, Chairman and CEO Dennis Morgan, President Joseph Scheiner, CFO <i>www.cowansystems.com</i>	421,515 377,428	11.7	NA NA	NA	1,700 1,878	1,125 company-owned tractors 623 owner-operator tractors 3,795 trailers	Cowan Systems (dry van and refrigerated TL, dedicated contract carriage) Cowan Warehousing (warehousing) Cowan Intermodal Group (intermodal/drayage) Cowan Logistics (freight brokerage) Transway Solutions (transportation management) Single Source Logistics (driver leasing)
67	63	P.A.M. Transportation Services Tontitown, Ark.  Nasdaq: PTSI Matthew Moroun, Chairman Daniel Cushman, President and CEO Allen West, CFO <i>www.pamtransport.com</i>	410,937 402,813	2.0	13,491 5,915	128.1	2,911 3,022	1,436 company-owned tractors 325 owner-operator tractors 4,919 trailers	P.A.M. Transport (dry van TL, intermodal/drayage, expedited, transportation management, cross-border services, freight brokerage)
68	81	Evans Network of Cos. Schuylkill Haven, Pa.  Albert Evans Jr., Chairman Matthew Bates, President and CEO Brian Frey, CFO <i>www.evansdelivery.com</i>	400,000 310,000	29.0	NA NA	NA	275 200	50 company-owned tractors 250 lease-to-own tractors 2,850 owner-operator tractors 525 trailers	All Points Transport, Century Express, Evans Delivery Co., Hale Intermodal Trucking, Land Transportation, Phoenix Transit & Logistics, CTI Commercial Transport, Drayage Express, Orion Intermodal Services, Polaris Intermodal, West Contract Services (intermodal/drayage, dry van TL) DM Transportation (transportation management) West Motor Freight (dry van TL, flatbed, freight brokerage)
69	66	Roehl Transport Marshfield, Wis.  Everett Roehl, Chairman Richard Roehl, President and CEO Stephen Wykle, CFO <i>www.roehl.net</i>	395,971 384,007	3.1	NA NA	NA	2,500 2,290	2,050 company-owned tractors 85 lease-to-own tractors 120 owner-operator tractors 8 straight trucks 4,090 trailers	Roehl Transport (dry van TL, flatbed/heavy specialized, dedicated contract carriage) Roehl Refrigerated Transport (refrigerated TL, warehousing) Roehl Logistics (freight brokerage)
70	73	Interstate Distributor Co. Tacoma, Wash.  (Saltchuk Resources) Marc Rogers, President and CEO Paul Simmons, COO James Reed, CFO <i>www.intd.com</i>	385,955 339,250	13.8	NA NA	NA	2,048 1,975	1,365 company-owned tractors 317 owner-operator tractors 5,046 trailers	Interstate Distributor Co. (dry van and refrigerated TL, dedicated contract carriage, intermodal, transportation management) Interstate Distributor Logistics (freight brokerage, includes operations of Spectrum Transportation acquired in January)
71	68	Mesilla Valley Transportation Las Cruces, N.M.  Royal Jones, President and CEO Blair Ewell, COO Dean Rigg, CFO <i>www.m-v-t.com</i>	372,000 376,000	-1.1	NA NA	NA	1,700 1,700	1,300 company-owned tractors 4,800 trailers	Mesilla Valley Transportation (dry van TL) J.H. Rose Logistics, Verde Logistics (freight brokerage, warehousing, rail transloading) Mesilla Valley Training Institute (driver training) Global Alternative Fuels (biodiesel) Border International Truck and Trailer Sales (equipment sales)

RANK 2014	RANK 2013	COMPANY	REVENUE (000)	% CHANGE	NET INCOME (000)	% CHANGE	EMPLOYEES	EQUIPMENT	OPERATING UNITS (DESCRIPTION OF SERVICES)
72	79	California Cartage Co. Long Beach, Calif. Robert Curry, President Richard Smith, CFO <i>www.calcartage.com</i>	368,700 318,000	15.9	NA NA	NA NA	NA NA	1,200 owner-operator tractors	California Cartage Express, Container Freight/EIT, K&R Transportation, California Multimodal (drayage, container storage) F&S Distributing (drayage, warehousing and distribution) California Cartage Co., Brookvale International (warehousing and distribution)
73	78	Epes Carriers Inc. Greensboro, N.C. Al Bodford, Chairman and CEO Britt Colley, President and COO Richard Kuehn, CFO <i>www.epescarriers.com</i>	341,494 320,000	6.7	24,001 17,700	35.6	1,359 1,446	944 company-owned tractors 177 owner-operator tractors 5,500 trailers	Epes Transport System (dry van TL, dedicated contract carriage, includes operations of Clay Hyder Truck Lines acquired in August 2014) Epes Logistics Services (freight brokerage) Epes Freight Management Services (supply chain consulting, transportation management, freight payment and auditing) Epes Leasing (equipment leasing)
74	83	Cassens Transport Co. Edwardsville, Ill. Richard Suhre, President and CEO <i>www.cassens.com</i>	328,649 289,794	13.4	NA NA	NA NA	1,445 1,430	1,371 company-owned tractor-trailer rigs	Cassens Transport Co. (vehicle hauling)
75	82	A. Duie Pyle Inc. West Chester, Pa. Peter Latta, Chairman and CEO Randy Swart, COO Keary Mueller, COO Kurt Christensen, CFO <i>www.aduiepyle.com</i>	318,811 293,000	8.8	NA NA	NA NA	2,500 2,235	756 company-owned tractors 66 owner-operator tractors 22 straight trucks 1,900 trailers	A. Duie Pyle LTL Solutions (regional LTL) A. Duie Pyle Warehouse & Distribution (warehousing, assembly and distribution, transloading) A. Duie Pyle Truckload Solutions (dry van TL, freight brokerage) A. Duie Pyle Custom Dedicated (dedicated contract carriage) Pyle Leasing (equipment rental and leasing, driver leasing)
76	80	Maverick USA Inc. North Little Rock, Ark. Steve Williams, Chairman and CEO Stephen Selig, President and COO John Culp, CFO <i>www.maverickusa.com</i>	316,018 315,014	0.3	21,044 18,674	12.7	1,813 1,777	1,281 company-owned tractors 80 lease-to-own tractors 15 owner-operator tractors 1,983 trailers	Maverick Transportation (flatbed/heavy specialized, dry van TL, refrigerated TL and LTL) Maverick Logistics (freight brokerage, dedicated contract carriage, warehousing) Maverick Leasing (equipment sales and leasing)
77	72	Comcar Industries Inc. Auburndale, Fla. Mark Bostick, President and CEO Robert Fox, CFO <i>www.comcar.com</i>	315,972 346,403	-8.8	NA NA	NA NA	2,409 2,679	1,559 company-owned tractors 378 owner-operator tractors 4,226 trailers	Commercial Carrier Corp. (dry van TL, flatbed/heavy specialized, dedicated contract carriage, dry bulk, transportation management, warehousing) Coastal Transport (flatbed/heavy specialized) CTL Distribution (chemical tank and dry bulk) Midwest Coast Transport (refrigerated TL)
78	77	Challenger Group¹ Cambridge, Ontario Daniel Einwechter, Chairman and CEO Eugene Moser, Vice Chairman Jim Peeples, President and COO <i>www.challenger.com</i>	300,130 325,502	-7.8	NA NA	NA NA	1,900 1,800	1,500 company-owned tractors 140 owner-operator tractors 3,300 trailers 420 chassis	Challenger Motor Freight (dry van TL and LTL, intermodal, drayage) Challenger Logistics (transportation management, intermodal, air and ocean freight forwarding, dedicated contract carriage) Challenger Special Commodities (flatbed/heavy specialized, waste) Elgin Motor Freight (dry van and refrigerated TL, cross-border services)

¹ Challenger Group revenue is for 12 months ended April 30, 2015, and April 30, 2014.

RANK 2014	RANK 2013	COMPANY	REVENUE (000)	% CHANGE	NET INCOME (000)	% CHANGE	EMPLOYEES	EQUIPMENT	OPERATING UNITS (DESCRIPTION OF SERVICES)
79	84	 Koch Cos. Inc. Minneapolis Randy Koch, Co-Chairman Dave Koch, Co-Chairman Scott Shephard, CEO Sue Norris, CFO <i>www.kochcompanies.com</i>	285,000 274,705	13.8	NA NA	NA NA	980 955	747 company-owned tractors 59 lease-to-own tractors 33 owner-operator tractors 418 straight trucks 4,584 trailers 60 containers 418 chassis	Stan Koch & Sons Trucking (dry van TL, flatbed/heavy specialized, dedicated contract carriage, intermodal drayage) Koch NationalLease, United Trailer Leasing (equipment leasing and rental, contract maintenance) Koch Logistics (freight brokerage, transportation management, warehousing and distribution) GW Transportation (freight brokerage) Koch Industries (sourcing, merchandising and distribution)
80	87	 The Dependable Cos. Los Angeles Ron Massman, President and CEO Joe Finney, COO Michael Dougan, CFO <i>www.godependable.com</i>	282,000 257,000	9.7	NA NA	NA NA	1,777 1,590	322 company-owned tractors 174 owner-operator tractors 1 straight truck 1,130 trailers 324 chassis	Dependable Highway Express (dry van and refrigerated TL and LTL, dedicated contract carriage, transloading and consolidation, drayage) Dependable Hawaiian Express, Dependable Global Express (air and ocean freight forwarding) Dependable Distribution Centers (warehousing and distribution) Dependable Logistics Solutions (supply chain consulting, transportation management, customs brokerage, freight brokerage)
81	88	 John Christner Trucking Sapulpa, Okla. John Christner, CEO Daniel Christner, COO Darryl Christner, CFO <i>www.johnchristner.com</i>	271,104 256,426	5.7	15,033 9,417	59.6	213 211	15 company-owned tractors 690 lease-to-own tractors 28 owner-operator tractors 1,184 trailers	John Christner Trucking (refrigerated TL, dedicated contract carriage) JCT Logistics (freight brokerage) JCT Intermodal (intermodal/drayage)
82	69	 Graebel Moving and Workplace Solutions Dallas Terry Carter, CEO David Allen, CFO <i>www.graebelmoving.com</i>	270,000 NA	NA	NA NA	NA NA	2,000 NA	140 company-owned tractors 280 owner-operator tractors 192 straight trucks 800 trailers	Graebel Van Lines, Graebel Movers (household goods, commercial and industrial moving and storage)
83	90	 Trans-System Inc. Spokane, Wash. James Williams, Chairman and CEO Dennis Williams, President and COO Deanna Adams, CFO <i>www.trans-system.com</i>	262,627 246,002	6.8	NA NA	NA NA	965 898	715 company-owned tractors 209 owner-operator tractors 1,463 trailers	System Transport (flatbed/heavy specialized) T-W Transport Inc. (refrigerated TL) James J. Williams Bulk Service Transport (liquid bulk) Driver Training and Solutions (driver training)
84	94	 Paschall Truck Lines Murray, Ky. Randall Waller Sr., President Charles Wilson, CFO <i>www.ptl-inc.com</i>	261,211 222,685	17.3	NA NA	NA NA	NA 1,450	950 company-owned tractors 200 owner-operator tractors 3,000 trailers	Paschall Truck Lines (dry van TL) Paschall Logistics (freight brokerage)

RANK 2014	RANK 2013	COMPANY	REVENUE (000)	% CHANGE	NET INCOME (000)	% CHANGE	EMPLOYEES	EQUIPMENT	OPERATING UNITS (DESCRIPTION OF SERVICES)
85	89	Superior Bulk Logistics Oak Brook Ill. Richard Lewis, Chairman Leonard Fletcher, CEO Timothy McCann, CFO <i>www.superiorbulklogistics.com</i>	260,200 250,700	6.8	7,600 8,900	-14.6	1,416 1,414	953 company-owned tractors 236 owner-operator tractors 2,099 trailers	Superior Carriers, Carry Transit (liquid and dry bulk, transloading)
86	100	Foodliner/Quest Liner (McCoy Group) Dubuque, Iowa Greg McCoy, CEO Jeff Wesenberg, COO Carl Recher, COO Tim Stueck, CFO <i>www.foodliner.com</i>	249,244 215,885	15.5	NA NA	NA NA	1,083 1,141	857 company-owned tractors 224 owner-operator tractors 2,096 trailers	Foodliner Inc. (dry and liquid bulk) Quest Liner (chemical tank, dry and liquid bulk) Quest Logistics (transportation management) Quest Liner Mexico, Foodliner Mexico (liquid and dry bulk, transloading, warehousing and packaging in Mexico)
87	91	Groendyke Transport Inc. Enid, Okla. John Groendyke, Chairman and CEO Greg Hodgen, President David James, COO Mike Barnhouse, CFO <i>www.groendyke.com</i>	241,313 239,000	1.0	NA NA	NA NA	1,423 1,368	975 company-owned tractors 1,500 trailers	Groendyke Transport (petroleum and chemical tank, liquid and dry bulk, dedicated contract carriage, transloading)
88	Not Ranked	Black Horse Carriers Carol Stream, Ill. Gerald Niedert, Chairman and CEO Kenneth Landego, COO Ken Thomson, CFO <i>www.blackhorsecarriers.com</i>	238,000 190,000	25.3	NA NA	NA NA	1,665 NA	950 company-owned tractors 160 straight trucks 2,800 trailers	Black Horse Carriers (dedicated contract carriage)
89	Not Ranked	Transport Investments Inc. Pittsburgh Douglas McAdams, President <i>www.transportinvestments.com</i>	237,068 185,500	27.8	NA NA	NA NA	115 114	11 company-owned tractors 26 lease-to-own tractors 718 owner-operator tractors 1,101 trailers	American Transport Inc., Aetna Freight Lines, Greentree Transportation Co. (flatbed/heavy specialized, dry van TL and LTL) American Wind Transport Group (transportation of wind turbines) ATI Trucking (flatbed, transportation of utility poles) Marathon Transport (flatbed, vehicle/drive-away) TII Logistics (transportation management, intermodal, freight brokerage, port services) InTransit (driver qualifications, accounting and finance, freight billing and auditing, safety compliance services) Fleet Solutions (equipment sales and leasing)
90	Not Ranked	Melton Truck Lines Tulsa, Okla. Robert Peterson, Chairman and CEO Robert Ragan, CFO <i>www.meltontruck.com</i>	236,000 212,000	11.3	NA NA	NA NA	1,378 1,305	1,107 company-owned tractors 1,837 trailers	Melton Truck Lines (flatbed/heavy specialized) Conexus (freight brokerage, transportation management) Liberty Truck and Trailer Leasing and Sales (equipment sales and leasing)

RANK 2014	RANK 2013	COMPANY	REVENUE (000)	% CHANGE	NET INCOME (000)	% CHANGE	EMPLOYEES	EQUIPMENT	OPERATING UNITS (DESCRIPTION OF SERVICES)
90	Not Ranked	IMC Cos. Memphis, Tenn. Mark George, Chairman Mike Baker, CFO <i>www.imccompanies.com</i>	236,000 202,404	16.6	NA NA	NA NA	1,522 NA	238 company-owned tractors 171 lease-to-own tractors 628 owner-operator tractors 88 trailers 1,619 chassis	Atlantic Intermodal Services, DNJ Intermodal Services, Gulf Intermodal Services (intermodal/drayage, includes transportation operations of D.D. Jones Transfer and Warehouse Co. acquired in March 2014) Intermodal Cartage Co. (drayage, dedicated contract carriage, container storage) National Drayage Services (drayage, port services) Frederick Intermodal (container and chassis maintenance and repair) IMC Global Solutions (freight brokerage, ocean freight forwarding, customs brokerage)
92	Not Ranked	Dicom Transportation Group Montreal (Wind Point Partners) Scott Dobak, CEO John Cameron, COO <i>www.GoDicom.com</i>	230,874 169,919	35.9	NA NA	NA NA	1,200 NA	162 company-owned tractors 650 owner-operator tractors, straight trucks and cargo vans 450 trailers	Dicom Transportation Group (expedited, package/courier, LTL and truckload, freight management, commercial delivery, warehousing and distribution, includes Time Logistics Couriers acquired in November 2014, Modern Forwarding and Obris Logistics acquired in March and June, respectively)
93	97	Brown Integrated Logistics Lithonia, Ga. Brian Kinsey, President and CEO Barbara Leasure, CFO <i>www.brownintegratedlogistics.com</i>	224,655 218,779	2.7	NA NA	NA NA	1,104 1,107	515 company-owned tractors 67 lease-to-own tractors 465 owner-operator tractors 12 straight trucks 5,100 trailers	Brown Trucking Co. (dry van TL, dedicated contract carriage, yard management) West Logistics (warehousing) Brown Logistics Services (transportation management, freight brokerage, intermodal) Brown Fleet Services (vehicle maintenance and equipment leasing)
94	85	Fastfrate Group Woodbridge, Ontario Ron Tepper, Chairman and CEO Leonard Wyss, CFO <i>www.fastfrate.com</i>	222,960 274,633	-18.8	NA NA	NA NA	710 845	333 company-owned tractors 171 owner-operator tractors 24 straight trucks 1,371 trailers 650 chassis	Consolidated Fastfrate (LTL, intermodal, dry van TL, freight brokerage, warehousing and distribution, freight brokerage, dedicated contract carriage) Canada Drayage (drayage) Bruce R. Smith Limited (refrigerated TL, flatbed/heavy specialized)
95	96	A&R Logistics Louisville, Ky. (Mason Wells) Mark Holden, CEO Richard Mitchell, President Tom Culver, COO Anthony Lenhart, CFO <i>www.ARDoingItRight.com</i>	222,000 220,000	0	NA 30,000	NA NA	1,100 1,000	650 company-owned tractors 100 owner-operator tractors 1,400 trailers 750 containers	A&R Transport (dry bulk and dry van TL) A&R Packaging & Warehousing Services (warehousing and distribution, transloading, packaging) A&R Global Logistics (transportation management, air and ocean freight forwarding, customs brokerage, freight payment)
95	Not Ranked	Martin Transportation Systems Byron Center, Mich. Richard Johnston, President and CEO Brett McGovern, COO Scott Benson, CFO <i>www.mtstrans.com</i>	222,000 180,206	23.2	NA 11,239	NA NA	1,551 1,093	850 company-owned tractors 80 owner-operator tractors 1,800 trailers	Martin Transportation Systems (dry van TL, dedicated contract carriage) Bay Logistics (warehousing and distribution, packaging and assembly)

RANK 2014	RANK 2013	COMPANY	REVENUE (000)	% CHANGE	NET INCOME (000)	% CHANGE	EMPLOYEES	EQUIPMENT	OPERATING UNITS (DESCRIPTION OF SERVICES)
97	⁹³	Calyx Transportation Group Brampton, Ontario (Wynnchurch Capital) Marcus Pryce-Jones, CEO Bill Gurd, CFO <i>www.calyxinc.com</i>	218,198 223,323	-2.3	NA NA	NA NA	NA 373	175 company-owned tractors 325 owner-operator tractors 30 straight trucks 750 trailers 240 containers 164 chassis	National Fast Freight (LTL, dry van TL, intermodal/drayage, expedited) Muir's Cartage Ltd. (dry van TL, dedicated contract carriage in Canada) Hyphen Transportation Management (freight brokerage) Euroworld Transport (air and ocean freight forwarding, customs brokerage) Indis Inc. (warehousing, assembly and distribution, returned goods management)
98	Not Ranked	Navajo Express Denver Don Digby, CEO Don Digby Jr., President Chris Kelly, CFO <i>www.navajoexpress.com</i>	218,000 200,000	9.0	NA NA	NA NA	1,300 NA	900 company-owned tractors 100 owner-operator tractors 1,800 trailers	Navajo Express (refrigerated and dry van TL, dedicated contract carriage, intermodal/drayage, freight brokerage)
99	Not Ranked	Central Freight Lines Inc. Waco, Texas Don Orr, President and CEO Tom Botsios, COO Vicky O'Brien, CFO <i>www.centralfreight.com</i>	214,000 210,000	1.9	NA NA	NA NA	NA	1,198 company-owned tractors 250 owner-operator tractors 85 straight trucks 6,648 trailers	Central Freight Lines (regional and interregional LTL, warehousing and distribution, includes assets of Drug Transport Inc. acquired in August 2014)
100	⁹⁵	Wheaton World Wide Moving Indianapolis Stephen Burns, Chairman Mark Kirschner, CEO <i>www.wheatonworldwide.com</i>	210,527 221,000	-4.7	6,945 6,414	8.3	180 183	15 lease-to-own tractors 702 owner-operator tractors 774 straight trucks 1,075 trailers	Wheaton Van Lines, Bekins Van Lines, Clark & Reid (domestic and international household goods moving and storage, high-value products, furniture, store fixtures, warehousing and distribution)

NOTES:

() Parentheses indicate losses.
 NA means not available or not applicable.
 Revenue and net income for Canadian companies are shown in U.S. dollars at the average rate of exchange during the time period listed. For calendar year 2014, it was \$1 = C\$1.045.

KEY:

NYSE is New York Stock Exchange, Nasdaq is Nasdaq National Market, OTCBB is Over-the-Counter Bulletin Board and TSX is Toronto Stock Exchange.
 CEO is Chief Executive Officer
 COO is Chief Operating Officer
 CFO is Chief Financial Officer
 CMO is Chief Marketing Officer

Ranking of Top For-Hire Carriers by Sector

RANK	COMPANY	REVENUE (000)			RANK	COMPANY	REVENUE (000)		
		2014	2013	% CHANGE			2014	2013	% CHANGE
TRUCKLOAD/DEDICATED									
1	Swift Transportation	\$3,193,088	\$3,051,964	4.6	28	P.A.M. Transport	410,937	402,813	2.0
2	Schneider Truckload Services	2,465,000	2,320,000	6.3	29	Interstate Distributor Co.	385,955	339,250	13.8
3	Landstar System	1,814,195	1,464,558	23.9	30	Dart Transit Co.	385,270	345,300	11.6
4	J.B. Hunt Transport Services	1,780,000	1,622,000	9.7	31	Mesilla Valley Transportation	372,000	376,000	-1.1
5	U.S. Xpress Enterprises	1,730,000	1,600,000	8.1	32	Epes Carriers	341,494	320,000	6.7
6	Werner Enterprises	1,720,137	1,657,854	3.8	33	Day & Ross Freight	311,882	301,411	3.5
7	Ryder Supply Chain Solutions	1,402,855	1,350,448	3.9	34	Challenger Motor Freight	300,130	325,502	-7.8
8	Penske Logistics	1,137,000	968,000	17.5	35	Koch Companies	285,000	274,705	3.7
9	NFI Transportation	1,105,000	1,090,000	1.4	36	Paschall Truck Lines	261,211	222,684	17.3
10	Roadrunner Truckload	999,077	657,967	51.8	37	G&P Trucking	236,800	217,753	8.7
11	TransForce Inc.	962,012	559,676	71.9	38	Martin Transportation Systems	222,000	180,206	23.2
12	Cardinal Logistics Management Corp.	949,000	1,010,000	-6.0	39	Roehl Transport	221,500	181,300	22.2
13	Knight Transportation	892,124	822,188	8.5	40	Falcon Transport	192,240	217,510	-11.6
14	Heartland Express	871,355	582,257	49.7	41	Brown Trucking Co.	178,500	175,024	2.0
15	Crete Carrier Corp.	800,000	779,689	2.6	42	Super Service	176,260	191,113	-7.8
16	Universal Truckload Services Inc.	769,300	707,000	8.8	43	SLH Transport	154,821	154,093	0.5
17	Celadon Trucking Services	686,388	570,520	20.3	44	Ozark Motor Lines Inc.	143,355	145,082	-1.2
18	Con-way Truckload	631,511	636,810	-0.8	45	Oakley Trucking	141,600	111,900	26.5
19	CRST Expedited	593,002	530,876	11.7	46	CalArk Inc.	128,915	134,225	-4.0
20	Western Express	540,103	463,453	16.5	47	Black Horse Carriers	123,000	100,000	23.0
21	Ruan	531,207	493,936	7.5	48	Rush Trucking	120,000	138,000	-13.0
22	Canada Cartage System	516,976	541,800	-4.6	49	Cargo Transporters	111,000	NA	NA
23	Mullen Group	516,878	537,858	-3.9	50	TransX	101,340	127,935	-20.8
24	Bison Transport	489,568	485,484	0.8	51	Abilene Motor Express	100,000	86,123	16.1
25	Covenant Transport	445,768	431,266	3.4	52	Anderson Trucking Service	93,976	74,908	25.5
26	USA Truck	424,082	418,601	1.3	53	Titan Transfer	88,334	80,678	9.5
27	Cowan Systems	421,515	377,428	11.7	54	System Freight Inc.	65,184	57,124	14.1
					55	Bruce R. Smith Ltd.	61,430	56,120	9.5
					TOTAL		\$33,990,275	\$31,068,392	9.4

NOTES: Swift Transportation revenue includes flatbed/heavy specialized.
Schneider Truckload Services revenue is provided by S.J. Consulting Group.
Werner Enterprises revenue includes flatbed/heavy specialized and refrigerated.
U.S. Xpress Enterprises revenue includes intermodal/drayage.
NFI revenue includes LTL, intermodal, freight brokerage and air/expedited.
Roadrunner Truckload revenue includes refrigerated, intermodal/drayage and air/expedited.
Cardinal Logistics Management Corp. revenue is provided by S.J. Consulting Group and includes flatbed/heavy specialized.
Knight Transportation revenue includes refrigerated and intermodal/drayage.
Heartland Express revenue includes refrigerated.
Western Express revenue includes flatbed/heavy specialized.
Canada Cartage System revenue includes LTL, air/expedited and household goods/commercial delivery.
Mullen Group revenue includes LTL, intermodal/drayage and tank/bulk.
Bison Transport revenue includes flatbed/heavy specialized.
Covenant Transport revenue includes Star Transportation.
P.A.M. Transport, Cowan Systems revenue includes intermodal/drayage.
Interstate Distributor Co. revenue includes refrigerated.
Challenger Motor Freight revenue includes LTL, intermodal/drayage, flatbed/heavy specialized, refrigerated and tank/bulk.
Koch Companies revenue includes flatbed/heavy specialized and intermodal/drayage.
Oakley Trucking revenue is from Arkansas Business Publishing Group.
Abilene Motor Express revenue includes refrigerated.

RANK	COMPANY	REVENUE (000)		
		2014	2013	% CHANGE
LESS-THAN-TRUCKLOAD				
1	FedEx Freight	\$6,180,000	\$5,590,000	10.6
2	YRC Worldwide	5,068,800	4,865,400	4.2
3	Con-way Freight	3,632,065	3,466,100	4.8
4	Old Dominion Freight Line	2,787,897	2,337,648	19.3
5	UPS Freight	2,633,000	2,502,000	5.2
6	Estes Express Lines	2,173,000	1,948,525	11.5
7	ABF Freight	1,930,990	1,761,716	9.6
8	R+L Carriers	1,415,000	1,298,000	9.0
9	Saia Inc.	1,272,321	1,139,094	11.7
10	Southeastern Freight Lines	925,657	840,089	10.2
11	TransForce Inc.	824,636	618,916	33.2
12	Averitt Express	674,000	606,000	11.2
13	Central Transport International	667,000	488,000	36.7
14	Roadrunner Less-Than-Truckload	577,175	558,971	3.3
15	AAA Cooper Transportation	508,000	500,000	1.6
16	Dayton Freight Lines	436,000	375,000	16.3
17	Pitt Ohio	393,000	362,100	8.5
18	New England Motor Freight	372,000	358,000	3.9
19	Day & Ross Freight	358,975	357,342	0.5

RANK	COMPANY	REVENUE (000)		
		2014	2013	% CHANGE
20	The Dependable Cos.	282,000	257,000	9.7
21	A. Duie Pyle Inc.	277,160	253,088	9.5
22	Lynden Transport	216,000	209,000	3.3
23	Central Freight Lines	214,000	210,000	1.9
24	Daylight Transport	202,000	183,000	10.4
25	Carlile	183,000	NA	NA
26	Oak Harbor Freight Lines	181,914	168,139	8.2
27	Watkins & Shepard Trucking	162,142	159,608	1.6
28	Ward Transport & Logistics Corp.	153,000	140,000	9.3
29	Wilson Trucking	148,284	147,159	0.8
30	Consolidated Fastfrate	125,679	144,385	-13.0
31	Forward Air Solutions	125,200	113,400	10.4
32	Lakeville Motor Express	125,000	121,000	3.3
33	Standard Forwarding Co.	102,000	97,000	5.2
34	Midwest Motor Express	99,000	90,000	10.0
35	Calyx Transportation Group	97,782	97,097	0.7
36	Landstar System	80,384	71,769	12.0
TOTAL		\$35,421,061	\$32,434,546	9.2

NOTES: FedEx Freight revenue is for 12 months ended Feb. 28, 2015, and includes FedEx Custom Critical. YRC Worldwide revenue includes YRC Freight, YRC Reimer, New Penn, Holland and Reddaway. Old Dominion Freight Line revenue includes truckload, air/expedited and intermodal/drayage. Estes Express Line and The Dependable Cos. revenue includes truckload and freight forwarding. R+L Carriers, Averitt Express, Central Transport International, AAA Cooper Transportation, Pitt Ohio, New England Motor Freight, Lynden Transport, Daylight Transport, Ward Trucking, Lakeville Motor Express, Standard Forwarding Co. and Midwest Motor Express revenue is provided by S.J. Consulting Group. Saia Inc. revenue includes truckload and freight brokerage. Wilson Trucking revenue includes truckload. Watkins & Shepard Trucking revenue includes truckload and flatbed/heavy specialized.

HOUSEHOLD GOODS/COMMERCIAL DELIVERY				
1	UniGroup Inc.	\$1,700,000	\$1,700,000	0.0
2	Sirva Inc.	1,464,400	1,994,200	-26.6
3	Atlas Van Lines	749,781	714,380	5.0
4	The Suddath Cos.	500,000	500,000	0.0
5	XPO Last Mile	453,600	140,000	224.0
6	Graebel Moving and Workplace Solutions	270,000	NA	NA
7	CRST Specialized Transportation	244,694	239,252	2.3
8	Wheaton World Wide Moving	210,527	221,000	-4.7
9	Arpin Van Lines	204,605	177,459	15.3
10	Stevens Worldwide Van Lines	103,760	112,559	-7.8
11	ABF Moving	94,628	82,169	15.2
TOTAL HOUSEHOLD GOODS		\$5,725,995	\$5,881,019	-2.6

NOTES: Sirva Inc. revenue includes Allied Van Lines, North American Van Lines and Global Van Lines. UniGroup Inc. revenue includes United Van Lines and Mayflower Transit. Wheaton World Wide Moving revenue includes Wheaton Van Lines, Bekins Van Lines and Clark & Reid.

PACKAGE/COURIER				
1	UPS Inc.	\$48,839,000	\$46,503,000	5.0
2	FedEx Corp.	39,960,000	38,490,000	3.8
3	Purolator Inc.	1,524,071	1,575,391	-3.3
4	TransForce Inc.	1,180,415	1,239,477	-4.8
5	OnTrac Inc.	295,000	271,000	8.9
6	LaserShip	290,000	143,000	102.8
7	BeavEx Inc.	286,000	283,000	1.1
8	Spee Dee Delivery Service	137,367	134,493	2.1
9	Golden State Overnight	77,000	75,000	2.7
10	Lone Star Overnight	55,000	53,000	3.8
11	Eastern Connection	45,000	39,000	15.4
TOTAL		\$92,688,853	\$88,806,361	4.4

NOTES: FedEx Corp. revenue is for 12 months ended Feb. 28, 2015. Purolator Inc. revenue includes LTL. OnTrac Inc., LaserShip, BeavEx Inc., Golden State Overnight, Lone Star Overnight, Eastern Connection revenue is provided by S.J. Consulting Group.

RANK	COMPANY	REVENUE (000)		% CHANGE
		2014	2013	
FLATBED/HEAVY SPECIALIZED				
1	Landstar System	\$1,093,999	\$932,176	17.4
2	Daseke Inc.	668,000	447,000	49.4
3	Mercer Transportation	547,269	483,162	13.3
4	Anderson Trucking Service	442,811	417,794	6.0
5	Acme Truck Line	412,427	324,257	27.2
6	TMC Transportation	402,000	396,000	1.5
7	United Vision Logistics	398,000	408,000	-2.5
8	Bennett Motor Express	316,867	231,339	37.0
9	CRST Malone	288,198	227,717	26.6
10	Maverick Transportation	280,189	220,952	26.8
11	Transport Investments Inc.	237,068	185,500	27.8
12	Melton Truck Lines	236,000	212,000	11.3
13	PGT Trucking	197,000	158,000	24.7
14	System Transport	144,138	175,334	-17.8
15	Keen Transport	135,000	125,000	8.0
16	Aveda Transportation	131,915	83,115	58.7
17	Hodges Trucking Co.	123,700	139,400	-11.3
18	Roehl Transport	115,300	109,000	5.8
19	EZE Trucking	110,000	95,000	15.8
20	PI & I Motor Express	88,300	87,220	1.2
21	Coastal Transport	80,179	75,028	6.9
22	Schilli Corp.	68,000	61,900	9.9
23	Hunt Transportation	50,000	36,707	36.2
TOTAL		\$6,566,360	\$5,631,601	16.6

NOTES: Daseke Inc. revenue includes freight brokerage.
Mercer Transportation revenue includes truckload/dedicated.
TMC Transportation, United Vision Logistics, Keen Transport, EZE Trucking revenue is provided by S.J. Consulting Group.
PGT Trucking revenue includes tank/bulk.

MAIL				
1	FedEx Corp.	\$1,408,986	\$1,775,554	-20.6
2	Pat Salmon & Sons Inc.	226,058	217,865	3.8
3	UPS Inc.	123,402	129,303	-4.6
4	Eagle Express Lines	119,822	95,565	25.4
5	Matheson Trucking Inc.	76,443	78,028	-2.0
6	Beam Brothers Trucking	62,120	61,588	0.9
7	Midwest Transport Inc.	57,208	56,124	1.9
8	Beco Inc.	40,268	40,158	0.3
9	Bancroft and Sons Transportation	40,118	34,424	16.5
10	Northern Air Cargo	33,394	31,977	4.4
11	Allen Richey Inc.	30,518	29,266	4.3
12	Tracie McCormick Inc.	29,802	41,517	-28.2
TOTAL		\$2,248,139	\$2,591,369	-13.2

RANK	COMPANY	REVENUE (000)		% CHANGE
		2014	2013	
TANK/BULK				
1	Kenan Advantage Group	\$1,567,453	\$1,286,631	21.8
2	Quality Distribution Inc.	835,905	788,542	6.0
3	Trimac Group	737,725	761,000	-3.1
4	Superior Bulk Logistics	260,200	250,700	3.8
5	Foodliner Inc./Quest Liner	249,244	215,885	15.5
6	Groendyke Transport	241,313	239,000	1.0
7	Ruan Transport	225,601	242,910	-7.1
8	A&R Logistics	222,000	220,000	0.9
9	Schneider Bulk Carriers	215,900	223,083	-3.2
10	Dupré Logistics	203,139	192,291	5.6
11	Transwood Carriers	189,300	160,012	18.3
12	Martin Transport Inc.	171,002	183,205	-6.7
13	Tankstar USA	132,887	123,450	7.6
14	Eagle Transport Corp.	131,100	121,176	8.2
15	Florida Rock & Tank Lines	129,162	112,120	15.2
16	Dillon Transport	116,392	101,982	14.1
17	Mission Petroleum Carriers	114,014	102,682	11.0
18	Miller Transporters	108,300	102,940	5.2
19	Slay Transportation Co.	107,661	107,992	-0.3
20	CTL Distribution	90,072	92,294	-2.4
21	Linden Bulk Transportation	89,306	89,306	0.0
22	Andrews Logistics	70,000	70,000	0.0
23	CLI Transport	64,139	56,086	14.4
24	Apex Bulk Commodities	63,541	60,257	5.4
TOTAL		\$6,335,356	\$5,903,544	7.3

NOTES: Kenan Advantage Group, Dupré Logistics revenue includes freight brokerage.
Quality Distribution Inc. revenue includes operations of Quality Carriers Inc., QC Energy Resources and QC Environmental Services.
Trimac Group revenue includes flatbed/heavy specialized and intermodal/dragage.
Schneider Bulk Carriers, Transwood Carriers, Martin Transport Inc., Tankstar USA, Dillon Transport, Mission Petroleum Carriers, Slay Transportation Co., Linden Bulk Transportation, Andrews Logistics and CLI Transport revenue from Modern Bulk Transporter.

RANK	COMPANY	REVENUE (000)		
		2014	2013	% CHANGE
INTERMODAL/DRAYAGE				
1	J.B. Hunt Intermodal	\$3,687,000	\$3,456,000	6.7
2	Hub Group	2,203,295	2,160,947	2.0
3	XPO Logistics	1,100,000	977,344	12.5
4	Swift Transportation	401,577	376,075	6.8
5	Evans Network of Cos.	400,000	310,000	29.0
6	California Cartage Co.	368,700	318,000	15.9
7	IMC Cos.	236,000	202,404	16.6
8	RoadOne IntermodaLogistics	165,000	175,000	-5.7
9	Quality Distribution Inc.	154,717	140,638	10.0
10	Universal Truckload Services Inc.	137,700	131,400	4.8
11	Marten Transport	97,092	92,513	4.9
12	TransX	96,514	95,951	0.6
13	Landstar System	81,220	73,820	10.0
14	Central States Trucking Co.	55,306	5,100	984.4
15	ASF Intermodal	55,000	30,000	83.3
16	Atlas World Group	45,932	39,637	15.9
17	Celadon Trucking	40,656	37,960	7.1
18	Dart Intermodal	38,332	43,620	-12.1
TOTAL INTERMODAL		\$9,364,041	\$8,666,409	8.0

NOTES: Hub Group revenue includes Hub Group Trucking.
XPO Logistics revenue includes operations of Bridge Terminal Transport.
Quality Distribution revenue includes operations of Boasso America Corp.

AIR/EXPEDITED				
1	Forward Air Inc.	\$752,531	\$732,700	2.7
2	FedEx Custom Critical	422,000	390,000	8.2
3	Panther Premium Logistics	316,668	246,849	28.3
4	XPO Express	231,300	166,200	39.2
5	Dicom Transportation Group	226,347	169,919	33.2
6	Ceva Ground	225,000	152,000	48.0
7	LoadOne	91,000	82,000	11.0
8	Landstar System	22,705	26,913	-15.6
TOTAL		\$2,287,551	\$1,966,581	16.3

NOTES: Forward Air Inc. revenue includes operations of Towne Air Freight.
FedEx Custom Critical, LoadOne revenue is provided by S.J. Consulting Group.
XPO Logistics revenue includes Express-1 Inc. and Concert Group Logistics.

RANK	COMPANY	REVENUE (000)		
		2014	2013	% CHANGE
REFRIGERATED				
1	Prime Inc.	\$1,563,413	\$1,300,998	20.2
2	C.R. England Inc.	1,517,289	1,495,597	1.5
3	KLLM Inc.	863,000	743,682	16.0
4	Stevens Transport	673,160	642,138	4.8
5	Marten Transport	518,625	507,279	2.2
6	Central Refrigerated Service	417,980	452,531	-7.6
7	TransAm Trucking	299,000	303,000	-1.3
8	Shaffer Trucking	250,000	182,333	37.1
9	John Christner Trucking	238,572	232,765	2.5
10	Navajo Express Inc.	218,000	200,000	9.0
11	National Carriers	206,800	190,300	8.7
12	May Trucking	204,961	187,985	9.0
13	Southern Refrigerated Transport	201,314	205,365	-2.0
14	Bay & Bay Transportation	189,000	178,000	6.2
15	CanXpress	144,771	149,257	-3.0
16	J&R Schugel Trucking	129,000	122,000	5.7
17	Midwest Coast Transport	125,133	150,060	-16.6
18	Black Horse Carriers	115,000	96,000	19.8
19	Freymler Trucking	84,000	73,000	15.1
20	Continental Express	81,000	75,000	8.0
21	Fleetmaster Express	70,000	70,000	0.0
22	Total Quality Inc.	48,824	41,722	17.0
23	Interstate Distributor Co.	37,000	NA	NA
24	Roehl Refrigerated Transport	32,600	25,367	28.5
25	Maverick USA	26,970	16,462	63.8
TOTAL		\$8,218,412	\$7,640,841	7.6

NOTES: Prime Inc. revenue includes flatbed/heavy specialized, tank/bulk and intermodal/drayage.
C.R. England Inc. revenue includes intermodal/drayage.
KLLM Inc. includes truckload/dedicated and LTL.
TransAm Trucking, J&R Schugel Trucking and Freymler Trucking revenue is provided by S.J. Consulting Group.
National Carriers revenue includes freight brokerage.
Bay & Bay Transportation revenue includes truckload/dedicated.

MOTOR VEHICLE/DRIVE-AWAY				
1	Jack Cooper Transport	\$790,000	\$825,000	-4.2
2	United Road	532,000	333,464	59.5
3	Cassens Transport	328,649	289,794	13.4
4	Bennett Truck Transport/Bennett DriveAway	71,336	61,460	16.1
TOTAL		\$1,721,985	\$1,509,718	14.1

IHS AUTOMOTIVE

Driving success beyond the road

The success of your business takes place on and off the road. Our data-driven solutions for the commercial vehicle industry help you forecast and optimize parts demand, identify emerging market trends and reach your best prospects.

IHS AUTOMOTIVE

driven by POLK



IHS.com

1 800 464 7655

