

Transport Topics

TOP 100

FOR-HIRE CARRIERS

2013

A stylized white silhouette of a truck is shown against a blue background. The truck is facing right. To the left of the truck, there are several white, pointed, motion-line shapes that suggest speed. The year '2013' is written in white, sans-serif font on a blue rectangular background that overlaps the motion lines and the truck's front.



If routing and scheduling drives your business - run it better with DirectRoute

Automate and optimize load and route planning for your multi-stop distribution operations with Appian DirectRoute from TMW Systems. Your bottom line will benefit from serious savings. Your customers will benefit from improved service.

Need more reasons to choose DirectRoute for your distribution or fleet operations?

DirectRoute can help you cut:

- 10% - 20% from total driving miles
- 10% - 20% from total driving hours
- 7% - 18% from underutilized vehicles
- 70% - 90% from planning time
- 10% - 25% from your operating costs



Appian DirectRoute

Routing & Scheduling Software from TMW Systems

Learn more at Appian.tmwsystems.com

800.401.6682

THE POWER TO SIMPLIFY.

A Word From the Publisher

It's been 32 years since the trucking industry was officially "deregulated," which meant the federal government would no longer regulate freight rates and services. Passage of the Motor Carrier Act of 1980 unleashed powerful market forces that continue to reshape the industry today.

But trucking today is far from being unregulated. In fact, you could argue that it is more regulated than ever before.

How can that be? Consider that over the past three decades, in the name of highway safety, the federal government has mandated drug and alcohol testing and set minimum licensing requirements for drivers, funded state-run roadside inspection programs, increased by one hour the maximum time a driver can be behind the wheel and cut by one hour the maximum time a driver can be on duty. The Environmental Protection Agency set new emissions standards for heavy-duty diesel trucks, forcing the industry to adopt new and more expensive equipment.

And there's more on the way. Electronic logging devices, new training standards for drivers and medical examiners, new safety fitness ratings for carriers and drivers, higher insurance and bonding requirements, new qualification standards for new carrier entrants, and much more.

What does this mean? Part of the answer can be seen in a report by Senior Features Writer Daniel P. Bearth for the 2013 TRANSPORT TOPICS Top 100 For-Hire Carriers feature.

Compliance with safety and environmental regulations are raising the cost of hauling freight, the consequences of which we may be just beginning to see and understand.

For some trucking executives, new regulations, such as a mandate for using electronic onboard recording devices to monitor driver hours of service, are necessary to ensure a level playing field for all carriers.

Steve Williams, chief executive officer of flatbed carrier Maverick USA in Little Rock, Ark., said he

supports "anything that makes it hard to get into and hard to stay in this industry."

Carriers that are able to meet new regulations will be the ones that prosper in the future, according to Williams' point of view.

Not surprisingly, there are others who believe that federal oversight of trucking is going too far.

"We're the most over-reregulated industry out there," said Michael Card, president of Combined Transport Inc. and current chairman of American

Trucking Associations.

Card said the cost of meeting new regulations, such as driver hours-of-service, drug testing and onboard recorders, will force many carriers out of business and will discourage others from starting up.

"They're all great regulations, but almost all of them have raised the cost of owning a trucking company," he said.

Regardless of your point of view, it should be noted that the trucking industry's safety record has improved considerably during this period. The number deaths in truck-involved crashes has fallen from a high point of 5.21 per hundred million miles traveled in 1979 to a low point of 1.03 per hundred million miles traveled in 2009.

Can this safety record continue? The number of fatalities per hundred million miles traveled has gone back up slightly in the past two years, and the industry appears to be at a crossroads. Will aggressive new federal safety interventions help or hurt the cause? Will new technologies, such as anti-collision warning systems and in-cab driver monitoring, play a bigger role in preventing crashes?

The answer to those questions remains to be seen. But clearly, the time has come for everyone to acknowledge the price of progress.








Howard Abramson

A handwritten signature in black ink that reads "Howard Abramson". The signature is written in a cursive, flowing style.

ACKNOWLEDGMENTS AND SOURCES





The 2013 Transport Topics Top 100 is a project of TRANSPORT TOPICS Publishing Group and features data compiled from public and private for-hire trucking companies. In some cases, revenue estimates were used to determine sector rankings.






Senior Features Writer Daniel P. Bearth coordinated the project with assistance from Brandon Green. Cover design is by TRANSPORT TOPICS Publishing Group.






RANK 2012	RANK 2011	COMPANY	REVENUE (000)	% CHANGE	NET INCOME (000)	% CHANGE	EMPLOYEES	EQUIPMENT	OPERATING UNITS (DESCRIPTION OF SERVICES)
1	1	 UPS Inc. Atlanta NYSE: UPS Scott Davis, Chairman and CEO David Abney, COO Kurt Kuehn, CFO www.ups.com	54,127,000 53,105,000	1.9	807,000 3,804,000	-78.8	399,000 398,000	102,851 company-owned tractors straight trucks, package cars, vans and motorcycles 83,730 trailers 230 aircraft	UPS Package Operations (air and ground package delivery) UPS Supply Chain Solutions (transportation management, air, ocean, rail and ground freight forwarding, customs brokerage, supply chain consulting and network design, dedicated contract carriage, service parts distribution and repair, returns management, order fulfillment, assembly and distribution) UPS Freight (regional and interregional LTL, truckload, expedited, dedicated contract carriage, refrigerated intermodal) UPS Capital Corp. (equipment leasing, trade finance, freight payment and insurance) UPS Mail Innovations (mail processing) The UPS Store (franchiser of retail shipping, postal and business service stores)
2	2	 FedEx Corp. ¹ Memphis, Tenn. NYSE: FDX Frederick Smith, Chairman and CEO Alan Graf Jr., CFO www.fedex.com	43,898,000 42,224,000	4.0	1,808,000 2,040,000	-11.4	300,000 300,000	24,261 company-owned tractors 57,335 straight trucks 86,707 trailers 660 aircraft	FedEx Express, FedEx Trade Networks, FedEx SupplyChain Systems (domestic and international air and ground package and freight delivery, air and ocean freight forwarding, customs brokerage, transportation management, order fulfillment, warehousing and distribution, service parts, returned goods management, supply chain consulting) FedEx Ground, FedEx SmartPost (commercial and residential ground package delivery and consolidation) FedEx Freight, FedEx Custom Critical (regional and national LTL, expedited) FedEx Services, FedEx Office, FedEx TechConnect (sales and marketing, information technology support, document and business services, customer service, billings and collections)
3	3	 Con-way Inc. Ann Arbor, Mich. NYSE: CNW Douglas Stotlar, President and CEO Stephen Bruffett, CFO www.con-way.com	5,580,247 5,289,953	5.5	104,546 88,443	18.2	29,987 27,800	11,800 company-owned tractors 40,000 trailers	Con-way Freight (regional and interregional LTL) Con-way Truckload (dry van TL) Con-way Multimodal (freight brokerage, intermodal) Menlo Worldwide Logistics (supply chain consulting, transportation management, dedicated contract carriage, warehousing and distribution, freight brokerage) Road Systems (trailer manufacturing)
4	5	 J.B. Hunt Transport Services Lowell, Ark. Nasdaq: JBHT Kirk Thompson, Chairman John Roberts III, President and CEO Craig Harper, COO David Mee, CFO www.jbhunt.com	5,054,980 4,527,000	11.7	310,354 257,006	20.8	16,475 15,631	9,017 company-owned tractors 141 lease-to-own tractors 528 owner-operator tractors 501 straight trucks 183 pickups and cargo vans 22,699 trailers 58,745 containers 55,409 chassis	J.B. Hunt Intermodal (intermodal and drayage) J.B. Hunt Truck (dry van and refrigerated TL and LTL, expedited) J.B. Hunt Dedicated Contract Services , (dedicated contract carriage, commercial and residential delivery and installation services) J.B. Hunt Integrated Capacity Solutions (freight brokerage)
5	4	 YRC Worldwide Overland Park, Kan. Nasdaq: YRCW James Welch, CEO Jamie Pierson, CFO www.yrcw.com	4,850,500 4,868,844	-0.4	(136,500) (354,517)	-61.5	32,000 32,000	14,572 company-owned tractors 47,694 trailers	YRC Freight (national and international LTL and TL, expedited, cross-border services) YRC Reimer (regional and interregional LTL in Canada, cross-border services) New Penn, Holland, Reddaway (regional and interregional LTL and TL, expedited, cross-border services)






¹ FedEx Corp. revenue and net income are for 12 months ended Feb. 28, 2013, and Feb. 29, 2012.

All numbers for 2011 are printed in blue.






RANK 2012	RANK 2011	COMPANY	REVENUE (000)	% CHANGE	NET INCOME (000)	% CHANGE	EMPLOYEES	EQUIPMENT	OPERATING UNITS (DESCRIPTION OF SERVICES)
6	6	Schneider National Inc. Green Bay, Wis.  Chris Lofgren, President and CEO Lori Lutey, CFO www.schneider.com	3,500,000 3,400,000	2.9	NA NA	NA NA	16,700 17,400	8,240 company-owned tractors 1,370 lease-to-own tractors 1,930 owner-operator tractors 23 straight trucks 29,800 trailers 14,300 containers	Schneider National Truckload Services (dry van TL, expedited, dedicated contract carriage) Schneider National Bulk Carriers (liquid bulk, chemical and petroleum tank) Schneider Intermodal Services (intermodal) Schneider Logistics Services (transportation management, freight brokerage, transloading and intermodal drayage, warehousing and distribution, supply chain consulting and network design, domestic and international freight service in China) Schneider Finance (equipment leasing)
7	7	Swift Transportation Phoenix NYSE: SWFT  Bill Post, Chairman Jerry Moyes, CEO Richard Stocking, President and COO Virginia Henkels, CFO www.swiftrans.com	3,493,182 3,333,908	4.8	114,589 90,550	26.5	16,671 17,400	11,275 company-owned tractors 3,956 owner-operator tractors 52,841 trailers 8,717 containers	Swift Transportation (dry van and refrigerated TL, flatbed and heavy specialized, dedicated contract carriage, intermodal, cross-border services, drayage, transportation management and freight brokerage, equipment leasing and insurance) Trans-Mex (dry van TL in Mexico)
8	8	TransForce Inc. Saint-Laurent, Quebec TSX: TFI  Alain Bedard, Chairman and CEO www.transforcecompany.com	3,141,513 2,719,907	15.5	154,238 103,336	49.3	14,240 14,680	4,640 company-owned tractors 6,740 owner-operator tractors 11,700 trailers	Canadian Freightways, Concord, Kingsway, La Crete Transport, Pedersen Transport, Quik X Transportation, TST Overland Express (national and international LTL) ATS Retail Solutions, Canpar, Dynamex, ICS Courier, Loomis Express (ground package delivery; includes operations of Velocity Express acquired in February) A&M International, Bergeron, Besner, CF Dedicated Services, Couture, Durocher International, GHL Transport, Ganeca, Golden International, Gregoire, Highland, Highland Intermodal, JAF, J.C. Germain, Kingsway Bulk, McArthur Express, Mirabel Logistic, Nordique, P&W Intermodal and MTMX, Papineau International, Roadfast, Trans4 Logistics, TST Expedited, TST Air, TST Truckload, TST Load Brokerage (dry van TL, dedicated contract carriage, flatbed and heavy specialized, curtain van, liquid and dry bulk, chemical and petroleum tank, dump, explosives, air and ground expedited, intermodal) CF Truckload & Logistics, McMurray Serv-U Expediting, Rebel Transport, TForce Services, Westfreight Services, Winalta (oil field and energy services) CK Logistics, E&L Logistics, Kobelt Transportation, Patriot Freight Services, Quik X Logistics, St-Lambert, Stream Logistics, Trans4 Logistics (transportation management, freight brokerage) Lafleche, Malex, Matrec, Thibault (waste management) TLS Trailer Leasing Services, Unique Personnel Services (fleet management and personnel leasing services)
9	9	Landstar System Jacksonville, Fla. Nasdaq: LSTR  Henry Gerkens, Chairman and CEO Joe Beacom, Chief Safety and Operations Officer Patrick O'Malley, Chief Commercial and Marketing Officer James Gattoni, CFO www.landstar.com	2,793,420 2,649,082	5.4	129,781 113,007	14.8	1,369 1,351	8,265 owner-operator tractors 134 straight trucks 124 pickups and cargo vans 12,967 trailers	Landstar Transportation Logistics (dry van and refrigerated TL and LTL, flatbed, heavy specialized, intermodal, dry bulk, dedicated contract carriage, expedited, air and ocean freight forwarding, customs brokerage, project cargo, warehousing, information technology) Signature Insurance Co., Risk Management Claim Services (insurance, claims management)

RANK 2012	RANK 2011	COMPANY	REVENUE (000)	% CHANGE	NET INCOME (000)	% CHANGE	EMPLOYEES	EQUIPMENT	OPERATING UNITS (DESCRIPTION OF SERVICES)
10	10	Ryder Supply Chain Solutions Miami, Fla.  (Ryder System) Robert Sanchez, Chairman and CEO John Williford, President Art Garcia, CFO www.ryderscs.com	2,280,586 2,211,000	3.4	1,945 NA	NA	13,711 12,387	3,729 company-owned tractors 472 straight trucks 220 pickups and cargo vans 6,282 trailers	Ryder Supply Chain Solutions (supply chain consulting, transportation management, dedicated contract carriage, warehousing and distribution, assembly and packaging, freight brokerage, order fulfillment, freight bill payment, returns management and repair services, trade services)
11	14	 Old Dominion Freight Line Thomasville, N.C. Nasdaq: ODFL Earl Congdon, Chairman David Congdon, President and CEO Greg Gantt, COO J. Wes Frye, CFO www.odfl.com	2,110,483 1,882,541	12.1	169,452 139,470	21.5	14,334 13,696	6,099 company-owned tractors 106 straight trucks 24,181 trailers 68 chassis	OD Domestic (regional and interregional LTL and TL, intermodal, freight brokerage, household goods moving) OD Expedited (air and ground expedited, commercial and residential delivery) OD Household Services (self-moving services) OD Global (air and ocean freight forwarding, package consolidation, drayage) OD Technology (information technology)
12	13	 Arkansas Best Corp. Fort Smith, Ark. Nasdaq: ABFS Robert Young III, Chairman Judy McReynolds, President and CEO Michael Newcity, CFO www.arkbest.com	2,065,999 1,907,609	8.3	(7,732) 6,159	NA	11,250 10,800	3,835 company-owned tractors 65 straight trucks 20,079 trailers	ABF Freight System (national and regional LTL, expedited, warehousing and distribution, air and ocean freight forwarding, dry van TL, intermodal, commercial and residential delivery and installation, self-moving services) FleetNet America (emergency breakdown services, vehicle maintenance and towing) Data-Tronics Corp. (information technology services) FreightValue Inc. (freight brokerage) Albert Cos., Moving Solutions (household goods, warehousing and distribution, commercial delivery) Panther Expedited Services (expedited, air and ocean forwarding, transportation management)
13	11	 Werner Enterprises Omaha, Neb. Nasdaq: WERN Gary Werner, Chairman Greg Werner, CEO Derek Leathers, President and COO John Steele, CFO www.werner.com	2,036,386 2,002,850	1.7	103,034 102,757	0.3	10,736 11,033	6,505 company-owned tractors 645 owner-operator tractors 23,380 trailers	Werner Truckload Transportation Services (dry van and refrigerated TL, flatbed, expedited, dedicated contract carriage, cross-border services) Werner Value Added Services (freight brokerage, transportation management, intermodal, freight audit and payment, consolidation, warehousing and distribution, information technology) Werner Global Logistics (air and ocean freight forwarding, customs brokerage, consolidation, warehousing and distribution) Fleet Truck Sales (used truck and trailer sales)
14	12	 Sirva Inc. Westmont, Ill. Wes Lucas, CEO Thomas Oberdorf, CFO www.sirva.com	1,973,000 1,957,000	0.8	NA NA	NA	NA 2,700	1 company-owned tractor 2,464 owner-operator tractors 1,338 straight trucks 116 pickups and cargo vans 4,074 trailers	Allied Van Lines, North American Van Lines, Global Van Lines, Allied Pickfords, DJK Residential (household goods, military, commercial and industrial moving and storage, vehicle delivery, high-value products) Sirva Relocation (relocation-management support services, mortgage services, includes operations of Concept Mobility Services in Brazil acquired in August 2012)





RANK 2012	RANK 2011	COMPANY	REVENUE (000)	% CHANGE	NET INCOME (000)	% CHANGE	EMPLOYEES	EQUIPMENT	OPERATING UNITS (DESCRIPTION OF SERVICES)
15	15	 Estes Express Lines Richmond, Va. Rob Estes, President and CEO Billy Hupp, COO www.estes-express.com	1,857,598 1,700,000	9.3	NA NA	NA NA	13,849 13,605	6,535 company-owned tractors 432 straight trucks 91 pickups and cargo vans 24,135 trailers	Estes Express Lines (regional and national LTL and TL, expedited) Estes Forwarding Worldwide (air and ocean freight forwarding) Estes Brokerage (freight brokerage) Estes Level 2 Logistics (supply chain consulting, dedicated contract carriage, warehousing, assembly and distribution, returned goods management, commercial and residential delivery) Estes SureMove (household goods moving) Estes Leasing (equipment leasing and rental)
16	16	 U.S. Xpress Enterprises Chattanooga, Tenn. Max Fuller, Chairman and CEO Ray Harlin, President and CFO Eric Fuller, COO www.usxpress.com	1,756,464 1,695,548	3.6	NA NA	NA NA	11,983 9,666	7,550 company-owned tractors 21,000 trailers	U.S. Xpress (dry van TL, expedited, intermodal, dedicated contract carriage, freight brokerage, transportation management) Arnold Transportation Services (dry van TL, dedicated contract carriage, includes operations of LinkAmerica Corp. acquired in December 2012) Total Transportation of Mississippi (dry van TL, expedited, dedicated contract carriage, freight brokerage, 90% ownership) Xpress Internacional (dry van TL in Mexico, crossborder services, 49% ownership) Xpress Global Systems (warehousing and distribution of carpet and floor coverings, LTL)
17	17	 Purolator Inc. Mississauga, Ontario (Canada Post Corp, Barry Lapointe Holdings) Stewart Bacon, Chairman Patrick Nangle, President and CEO Mike Boucher, COO Deb Craven, CFO www.purolator.com	1,632,291 1,633,241	-0.1	NA NA	NA NA	12,000 12,000	487 company-owned tractors 172 straight trucks 3,084 pickups and cargo vans 1,296 trailers 23 aircraft	Purolator Courier, Purolator USA (air and ground package delivery, expedited, cross-border services) Purolator Freight (regional and interregional LTL) Purolator International (international package and freight delivery) Purolator Global Supply Chain Services (supply chain consulting, transportation management, air and ocean freight forwarding, warehousing, customs brokerage)
18	18	 UniGroup Inc. Fenton, Mo. H. Daniel McCollister, Chairman and CEO Richard McClure, President and COO Mark Schroeder, CFO www.unigroupinc.com	1,613,124 1,580,000	2.1	NA NA	NA NA	980 900	6,260 owner-operator tractors 4,000 straight trucks 415 pickups and cargo vans 9,950 trailers 14,300 storage containers	United Van Lines, Mayflower Transit (household goods, commercial and industrial moving and storage, vehicle delivery, high-value products, trade show exhibits, warehousing) United Mayflower Container Services (portable self-storage container moving services) UniGroup Worldwide UTS (international household goods moving, air and ocean freight forwarding, high-value products, trade show exhibits, flatbed and heavy specialized) UniGroup Logistics (warehousing and distribution, installation of furniture, fixtures and electronic equipment, office and plant relocation services) Allegiant Move Management (government and military household goods moving and storage) Trans Advantage (equipment sales and service)
19	20	 C.R. England Inc. Salt Lake City Daniel England, Co-Chairman Dean England, Co-Chairman Chad England, CEO Josh England, President and CFO Zach England, COO Brandon Harrison, COO www.crengland.com	1,416,806 1,079,716	31.2	NA 73,038	NA NA	6,759 4,005	2,872 company-owned tractors 2,366 owner-operator tractors 7,259 trailers 700 containers	C.R. England Inc. (refrigerated and dry van TL, flatbed, dedicated contract carriage, intermodal, cross-border services) England Logistics (freight brokerage, air and ocean freight forwarding, intermodal, dry and refrigerated LTL, parcel, transportation management, supply chain consulting, facility engineering, warehousing, financial services) C.R. England Cold Storage (warehousing and distribution) Premier Truck Driving Schools (driver training) Wabash of Utah Trailer Sales & Service (trailer sales and maintenance)






RANK 2012	RANK 2011	COMPANY	REVENUE (000)	% CHANGE	NET INCOME (000)	% CHANGE	EMPLOYEES	EQUIPMENT	OPERATING UNITS (DESCRIPTION OF SERVICES)
	19	CRST International Cedar Rapids, Iowa John Smith, Chairman David Rusch, CEO Wesley Brackey, CFO www.crst.com	1,257,995 1,277,348	-1.5	NA NA	NA NA	5,128 5,200	1,873 company-owned tractors 1,296 lease-to-own tractors 1,342 owner-operator tractors 7,570 trailers	CRST Expedited (dry van and refrigerated TL, expedited) CRST Malone (flatbed, dedicated contract carriage) CRST Dedicated Services (dedicated contract carriage) Specialized Transportation Inc. (transportation of high-value goods and specialized commodities, commercial and residential delivery, warehousing and distribution, includes operations of Allied Special Products Division of Allied Van Lines acquired in May) CRST Logistics (transportation management, freight brokerage)
	23	Prime Inc. ¹ Springfield, Mo. Robert Low, President and CEO Dean Hoedl, CFO www.primeinc.com	1,152,569 1,017,482	13.3	147,281 128,399	14.7	4,450 3,629	1,784 company-owned tractors 3,050 lease-to-own tractors 151 owner-operator tractors 8,781 trailers	Prime Inc. (refrigerated, dry van and flatbed TL, liquid bulk, intermodal, transportation management, dedicated contract carriage) Prime Logistics (freight brokerage) Prime Floral (floral transportation, consolidation and distribution services) Pedigree Truck Sales (equipment sales) Success Leasing (equipment leasing)
	22	Saia Inc. Johns Creek, Ga. Nasdaq: SAIA H.A. Trucksess III, Chairman Richard O'Dell, President and CEO James Darby, CFO www.saia.com	1,100,000 1,030,224	6.8	NA 11,373	NA	8,000 7,900	3,562 company-owned tractors 100 lease-to-own tractors 48 straight trucks 32 pickups and cargo vans 10,407 trailers	Saia LTL Freight (regional and interregional LTL, expedited) Saia Truckload Plus (dry van TL, freight brokerage) Saia Logistics Services (transportation management, freight brokerage, includes operations of Robart Transportation acquired in July 2012)
	26	Kenan Advantage Group North Canton, Ohio Dennis Nash, CEO Bruce Blaise, President Carl Young, CFO www.thekag.com	1,091,031 987,800	10.5	NA NA	NA	6,873 6,560	3,268 company-owned tractors 407 lease-to-own tractors 1,092 owner-operator tractors 6,229 trailers	Advantage Tank Lines, BXI, KAG West, Kenan Transport, Klemm Tank Lines, North Canton Transfer Co., Petro-Chemical Transport (petroleum and chemical tank, propane, asphalt) Transport Service Co., DisTech Inc. (chemical tank, liquid bulk) Cryogenic Transportation Inc., Jack B. Kelley Inc. (industrial gas) Highland Environmental (water services for oil and gas drilling, acquired in May 2012) KAG Logistics, KAG Ethanol Logistics (supply chain consulting, transportation management)
	32	Roadrunner Transportation Systems Cudahy, Wis. NYSE: RRTS Scott Rued, Chairman Mark DiBlasi, President and CEO Peter Armbruster, CFO www.rrts.com	1,073,354 843,627	27.2	37,530 25,871	45.1	2,491 1,848	662 company-owned tractors 2,560 owner-operator tractors 2,609 trailers	Roadrunner Transportation Services (expedited LTL, dry van and refrigerated TL, drayage, air cargo, freight brokerage, transportation management, includes operations of R&M Transportation, Sortino Transportation and Expedited Freight Systems acquired in August 2012, Central Cal Transportation and A&A Express acquired in November 2012, Direct Connection Transportation acquired in December 2012, Wando Trucking and Adrian Carriers acquired in April)

¹ Prime Inc. revenue and net income are for 12 months ended March 31, 2013, and March 31, 2012.






RANK 2012	RANK 2011	COMPANY	REVENUE (000)	% CHANGE	NET INCOME (000)	% CHANGE	EMPLOYEES	EQUIPMENT	OPERATING UNITS (DESCRIPTION OF SERVICES)
25	24	 NFI Industries Cherry Hill, N.J. Bernard Brown, Chairman Sidney Brown, CEO Steve Grabell, CFO Joe Roeder, president, NFI Distribution & Transportation www.NFIindustries.com	1,041,230 1,010,000	3.1	NA NA	NA NA	6,000 6,000	1,925 company-owned tractors 230 owner-operator tractors 7,000 trailers 120 containers	NFI Transportation (dry van TL, dedicated contract carriage, transportation management, warehousing and distribution, order fulfillment, freight payment) NFI Brokerage (freight brokerage) NFI Intermodal (intermodal, drayage) NFI Real Estate (commercial and industrial real estate development and construction) NFI Global (air and ocean freight forwarding) NFI Canada (transportation management, intermodal, freight brokerage, air and ocean freight forwarding, supply chain consulting) NFI Consulting (supply chain consulting) NFI Contract Packaging (assembly and packaging, order fulfillment) NFI Solar (solar energy development, established in April) NFI Trailer Leasing (trailer rental and storage)
26	39	 Universal Truckload Services Inc.² Warren, Mich. Nasdaq: UACL Matthew Moroun, Chairman Harold Wolfe, CEO Donald Cochran, President David Crittenden, CFO www.goutsi.com	1,037,006 990,672	4.7	47,688 51,446	-7.3	4,809 675	756 company-owned tractors 3,369 owner-operator tractors 6,308 trailers 800 containers 844 chassis	Universal Am-Can Ltd., Mason and Dixon Lines, Louisiana Transportation, Great American Lines (dry van TL, flatbed and heavy specialized, freight brokerage) Mason Dixon Intermodal (drayage) Universal Logistics Solutions (transportation management, intermodal, air and ocean freight forwarding, customs brokerage, warehousing and packaging) Linc Logistics (dedicated contract carriage, air and ocean freight forwarding, customs brokerage, warehousing and distribution, parts assembly, acquired in October 2012)
27	27	 Southeastern Freight Lines Lexington, S.C. W.T. Cassels Jr., Chairman and CEO W.T. Cassels III, President and COO J. Russell Burleson Jr., CFO www.sefl.com	1,012,908 942,912	7.4	NA NA	NA NA	7,852 7,552	3,071 company-owned tractors 220 owner-operator tractors 23 straight trucks 9,820 trailers	Southeastern Freight Lines (regional and interregional LTL and TL, assembly and distribution) G&P Trucking (dry van TL) Southeastern Logistics Solutions (freight brokerage, intermodal, drayage, expedited)
28	28	 Crete Carrier Corp. Lincoln, Neb. Duane Acklie, Chairman Tonn Ostergard, President and CEO John Peetz, COO Dean Troester, CFO www.cretecarrier.com	998,727 942,000	6.0	NA NA	NA NA	5,627 5,933	5,200 company-owned tractors 300 owner-operator tractors 13,494 trailers	Crete Carrier Corp. (dry van TL, dedicated contract carriage) Shaffer Trucking (refrigerated TL, dedicated contract carriage) Hunt Transportation (flatbed, heavy specialized)
29	29	 Averitt Express Cookeville, Tenn. Gary Sasser, President and CEO Wayne Spain, COO George Johnson, CFO www.averittexpress.com	961,560 922,000	4.3	NA NA	NA NA	NA NA	3,939 company-owned tractors 43 straight trucks 11,606 trailers	Averitt Express (regional and interregional LTL, flatbed, dry van and refrigerated TL, dedicated contract carriage, expedited, air and ocean freight forwarding, freight brokerage, intermodal, warehousing and distribution, drayage, product assembly, transportation management, returned goods management, residential and commercial delivery, supply chain consulting)

2 Universal Truckload Services Inc. employees include 2,290 full-time equivalent contract employees.






RANK 2012	RANK 2011	COMPANY	REVENUE (000)	% CHANGE	NET INCOME (000)	% CHANGE	EMPLOYEES	EQUIPMENT	OPERATING UNITS (DESCRIPTION OF SERVICES)
30	25	 Penske Logistics Reading, Pa. (Penske Truck Leasing Co.) Marc Althen, President Terry Miller, COO Paul Ott, CFO <i>www.penskelogistics.com</i>	951,000 990,000	-3.9	NA NA	NA NA	8,151 8,000	1,615 company-owned tractors 219 straight trucks 2,883 trailers	Penske Logistics (supply chain consulting, transportation management, dedicated contract carriage, warehousing and distribution, air and ocean freight forwarding, facilities engineering)
31	30	 Knight Transportation Phoenix NYSE: KNX Kevin Knight, Chairman and CEO David Jackson, President Keith Knight, COO Adam Miller, CFO <i>www.knighttrans.com</i>	936,036 866,199	8.1	64,117 60,248	6.4	4,600 4,854	3,627 company-owned tractors 507 owner-operator tractors 9,564 trailers	Knight Transportation (dry van TL, dedicated contract carriage) Knight Refrigerated (refrigerated TL, dedicated contract carriage) Knight Port and Rail Services (drayage, warehousing and distribution) Knight Intermodal (intermodal) Knight Brokerage (freight brokerage) Knight Truck and Trailer Sales (equipment sales and leasing) Squire Transportation (driver training)
32	36	 Anderson Trucking Service St. Cloud, Minn. Rollie Anderson, Chairman and CEO Jacob Wood, COO Scott Fuller, CFO <i>www.atsinc.com</i>	927,406 762,143	21.7	NA NA	NA NA	1,250 1,150	495 company-owned tractors 1,714 owner-operator tractors 5,400 trailers	ATS Specialized, New Energy Transport (flatbed, heavy specialized) ATS Inc. (dry van TL) ATS Logistics Services (transportation management, freight brokerage, warehousing and consolidation, packaging, pilot car services) ATS International Services Inc. (heavy specialized, project management, intermodal, air and ocean freight forwarding, customs brokerage) ATS International Projects — Hamburg, ATSI Project Services — Asia (transportation management) Warren Transport, Midwest Specialized Transportation (flatbed, heavy specialized, dry van TL) Waylon Transport (flatbed, heavy specialized, acquired in October 2012) SunBelt Furniture Xpress (transportation of furniture, residential and commercial delivery, expedited, LTL) SunBelt Xpress Logistics Services Inc. (freight brokerage) Iowa Loading Service, National Specialized Services (logistics services) Competitive Equipment Leasing (equipment leasing) Transportation Trucking Insurance Co. (insurance)
33	31	 Lynden Inc. Anchorage, Alaska Jim Jansen, Chairman Jonathan Burdick, President and CEO Alex McKallor, COO Brad McKeown, CFO <i>www.lynden.com</i>	885,000 850,000	4.1	NA NA	NA NA	2,391 2,298	689 company-owned tractors 3 straight trucks 52 pickups and cargo vans 1,190 trailers 5,926 containers 1,644 chassis	Lynden Transport (dry van and refrigerated TL, flatbed and LTL) Brown Line LLC (refrigerated TL) LTI Inc. (liquid and dry bulk) Alaska West Express (chemical and petroleum tank, intermodal, dry bulk, flatbed, heavy specialized) Lynden International (air and ocean freight forwarding, customs brokerage) Alaska Marine Lines, Bering Marine Corp. (barge) Lynden Air Cargo (airfreight) Lynden Logistics (transportation management, dedicated contract carriage)

RANK 2012	RANK 2011	COMPANY	REVENUE (000)	% CHANGE	NET INCOME (000)	% CHANGE	EMPLOYEES	EQUIPMENT	OPERATING UNITS (DESCRIPTION OF SERVICES)
34	Not Ranked	 Cardinal Logistics Management Corp. Concord, N.C. (Centerbridge Partners) Vin McLoughlin, Chairman Tom Hostetler, CEO Jerry Bowman, President and COO Ed Barnes, CFO www.cardlog.com	850,000 NA	NA	NA NA	NA	5,100 NA	1,360 company-owned tractors 1,306 lease-to-own tractors 1,400 owner-operator tractors 182 straight trucks 19 pickups and cargo vans 9,930 trailers	Cardinal Logistics Management Corp. (dedicated contract carriage, residential and commercial delivery, transportation management, warehousing and distribution, supply chain consulting, includes dedicated operations of Greatwide Logistics Services acquired in February.)
35	38	 Quality Distribution Inc. Tampa, Fla. Nasdaq: QLT Gary Enzor, CEO Joseph Troy, CFO www.qualitydistribution.com	842,118 745,951	12.9	50,076 23,431	113.7	1,371 851	812 company-owned tractors 1,041 affiliate-owned tractors 922 owner-operator tractors 1,359 tractors, trailers and specialized oil field equipment 5,155 trailers	Quality Carriers Inc. (chemical tank, liquid and dry bulk) QC Energy Resources (oil, sand, water and production fluid transport for oil and gas drilling operations, includes assets of Dunn's Tank Service and Nassau Disposal Inc. acquired in August 2012) Quality Transload & Terminals (transloading) Boasso America (intermodal tank, container storage, shipping, maintenance and repair) QD Risk Services (insurance claims management)
36	35	 Day & Ross Transportation¹ Group Hartland, New Brunswick (McCain Foods Ltd.) John Doucet, CEO Kevin Chase, CFO www.dayrossgroup.com	830,642 771,223	7.6	NA NA	NA	2,138 NA	103 company-owned tractors 177 lease-to-own tractors 1,350 owner-operator tractors 486 straight trucks 3,944 trailers	Day & Ross Inc. (regional and national LTL and truckload, cross-border services, dedicated contract carriage, freight brokerage) Ottaway Motor Express (dedicated contract carriage, crossdock services) Sameday Worldwide (expedited, courier) Fastrax Transportation (dry van and refrigerated TL, flatbed, heavy specialized, intermodal) Sable Warehousing & Distribution (warehousing and distribution) Day & Ross Supply Chain Services (air and ocean freight forwarding, transportation management, supply chain consulting and network engineering)
37	33	 Atlas World Group Evansville, Ind. Glen Dunkerson, Chairman and CEO Jack Griffin, President and COO Don Breivogel, CFO www.atlasvanlines.com	815,518 808,935	0.8	5,910 3,532	67.3	405 642	12 company-owned tractors 2,166 owner-operator tractors 1,562 straight trucks 3,991 trailers	Atlas Van Lines, Atlas Van Lines (Canada) (household goods, commercial and industrial moving and storage, high-value goods, store fixtures, trade-show exhibits, electronics and fine art, dry van TL) Atlas Van Lines International, Red Ball International, American Vanpac Carriers (air and ocean freight forwarding, military and government moving and storage) Smart Move Transportation (portable container moving and storage) Avail Move Management, Cornerstone Relocation Group (relocation and move-management services) Titan Global Distribution, AWG Logistics (transportation management, warehousing and installation services) Atlas World-Class Travel (travel and lodging services) Atlas Terminal Co. (equipment sales and repair, financial services)
38	37	 Ruan Transportation Management Systems Des Moines, Iowa John Ruan III, Chairman and COO Steve Chapman, President and CEO Steve Wood, CFO www.ruan.com	774,892 750,915	3.2	NA NA	NA	5,139 5,155	3,317 company-owned tractors 2 owner-operator tractors 35 straight trucks 5,858 trailers	Ruan Transportation Management Systems (dedicated contract carriage, liquid and dry bulk, chemical tank, transportation management, supply chain consulting, warehousing, assembly and distribution, intermodal, yard management) Ruan Certified Brokerage (freight brokerage) Ruan Transport Corp. (liquid and dry bulk, chemical tank)



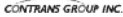


1 Day & Ross Transportation Group revenue is for 12 months ended June 30, 2012, and June 30, 2011.

RANK 2012	RANK 2011	COMPANY	REVENUE (000)	% CHANGE	NET INCOME (000)	% CHANGE	EMPLOYEES	EQUIPMENT	OPERATING UNITS (DESCRIPTION OF SERVICES)
39	42	 Trimac Group Calgary, Alberta TSE: TMA.UN Jeff McCaig, Chairman and CEO Tom Connard, President and COO — U.S. Ed Malysa, President and COO — Canada Craig Bourgeois, CFO www.trimac.com www.trimac.ca	722,288 589,000	22.6	NA NA	NA NA	3,750 3,725	1,314 company-owned tractors 818 owner-operator tractors 4,871 trailers	Trimac Transportation Service (chemical and petroleum tank, liquid and dry bulk, wood chips, pressurized gases, hazardous materials, tank cleaning, equipment maintenance in Canada) Trimac Transportation Inc. (chemical and petroleum tank, liquid and dry bulk, pressurized gases, tank cleaning, intermodal in the United States) NRT Transportation (liquid and dry bulk, 29% ownership) Harris Transportation (petroleum tank, 50% ownership) Cross Border Logistics (transportation management, 50% ownership) National Tank Services (tank cleaning, includes operations of Fleet Operations Inc. acquired in December 2012) Bulk Plus Logistics (supply chain consulting, transportation management, dedicated contract carriage, freight brokerage, bulk transfer and storage, inventory management)
40	34	 Vitran Corp.² Toronto TSX: VTN, Nasdaq: VTNC Richard McGraw, Chairman William Deluce, Interim President and CEO Fayaz Suleman, CFO Chris Keylon, President, Vitran Express U.S. www.vitran.com	702,914 686,242	2.4	(35,975) (14,013)	NA	6,366 6,282	1,234 company-owned tractors 1,130 lease-to-own 239 owner-operator tractors 192 straight trucks 51 pickups and cargo vans 7,221 trailers 512 containers 448 chassis	Vitran Express (regional, interregional and international LTL) Vitran Express Canada (national and international LTL)
41	40	 Covenant Transportation Group Chattanooga, Tenn. Nasdaq: CVTI David Parker, Chairman and CEO Joey Hogan, COO Richard Cribbs, CFO www.covenanttransport.com	674,254 652,627	3.3	6,065 (14,267)	NA	5,124 4,807	2,632 company-owned tractors 252 owner-operator tractors 6,904 trailers	Covenant Transport (dry van TL, expedited, dedicated contract carriage) Southern Refrigerated Transportation (refrigerated TL) Star Transportation (dry van TL) Covenant Transport Solutions (freight brokerage) Transport Enterprise Leasing (equipment leasing and sales, 49% ownership)
42	41	 Marten Transport Mondovi, Wis. Nasdaq: MRTN Randolph Marten, Chairman and CEO Timothy Kohl, President Robert Smith, COO James Hinnendael, CFO www.marten.com	638,456 603,679	5.8	27,267 24,285	12.3	2,946 2,787	2,216 company-owned tractors 36 owner-operator tractors 4,170 trailers 200 containers	Marten Transport (refrigerated TL, intermodal, freight brokerage) MW Logistics (freight brokerage, liquid and dry bulk, 45% ownership)
43	43	 Stevens Transport Dallas Steve Aaron, Chairman Todd Aaron, Vice Chairman Clay Aaron, President www.stevenstransport.com	612,365 569,901	7.5	85,270 76,996	10.7	2,725 2,650	1,800 company-owned tractors 810 lease-to-own tractors 3,485 trailers	Stevens Transport (refrigerated and dry van TL, intermodal, transportation management)







2 Vitran Corp. revenue excludes supply chain operations sold in March.






RANK 2012	RANK 2011	COMPANY	REVENUE (000)	% CHANGE	NET INCOME (000)	% CHANGE	EMPLOYEES	EQUIPMENT	OPERATING UNITS (DESCRIPTION OF SERVICES)
44	44	 Celadon Group¹ Indianapolis NYSE: CGI Steve Russell, Chairman Paul Will, President and CEO Eric Meek, CFO www.celadontrucking.com	612,202 556,695	10.0	30,265 14,731	105.5	4,100 3,478	2,464 company-owned tractors 1,216 lease-to-own tractors 121 owner-operator tractors 14 straight trucks 34 pickups and cargo vans 8,782 trailers	Celadon Trucking Services, Celadon Canada, Servicios de Transportacion Jaguar (dry van and refrigerated TL, intermodal, includes assets of USA Dry Van Logistics acquired in August 2012, Rock Leasing and Kelly Logistics acquired in January and Hyndman Transport Limited acquired in May) Celadon Logistics (transportation management, warehousing and distribution, freight brokerage, LTL) GSM Transportation (parts delivery, 49% ownership) TruckersB2B (buying group)
45	46	 Forward Air Corp. Greeneville, Tenn. Nasdaq: FWRD Bruce Campbell, Chairman and CEO Rodney Bell, CFO www.forwardair.com	584,446 536,402	9.0	52,668 47,199	11.6	3,169 3,161	242 company-owned tractors 1,100 owner-operators tractors 160 straight trucks 6 pickups and cargo vans 2,746 trailers 50 chassis	Forward Air Inc. (air freight, expedited LTL and TL) Forward Air Solutions Inc. (warehousing and distribution, dedicated contract carriage, customs brokerage) Total Quality Inc. (refrigerated TL, acquired in March)
46	48	 AAA Cooper Transportation Dothan, Ala. Mack Dove, Chairman Reid Dove, President and CEO Charlie Prickett, COO Steve Roy, CFO www.aaacooper.com	553,408 522,000	6.0	NA NA	NA	4,500 4,350	2,000 company-owned tractors 65 straight trucks 6,000 trailers	AAA Cooper Transportation (regional and interregional LTL and TL, dedicated contract carriage, port services, ocean freight forwarding, truck maintenance and repair)
47	47	 Heartland Express North Liberty, Iowa Nasdaq: HTLD Michael Gerdin, Chairman and CEO John Cosaert, CFO www.heartlandexpress.com	545,745 528,623	3.2	61,541 69,932	-12.0	2,993 2,862	2,826 company-owned tractors 7,800 trailers	Heartland Express (dry van TL)
48	45	 Canada Cartage System Mississauga, Ontario (Nautic Partners) Jeff Lindsay, President and CEO Sandro Caccaro, COO David Bacon, CFO www.canadacartage.com	543,820 539,830	0.6	NA NA	NA	3,700 3,600	1,765 company-owned tractors 423 owner-operator tractors and trailers 350 straight trucks 2,165 trailers	Canada Cartage System, Transport Sonar, Mel Hall Transportation, Direct Integrated Transportation (dedicated contract carriage, dry van TL and LTL, expedited, freight management, air and ocean freight forwarding, customs brokerage) Canada Moving (commercial and residential moving and storage) Direct2Home (home delivery and installation services) Direct Distribution Centres (warehousing and distribution)






¹ Celadon Group revenue and net income are for 12 months ended Dec. 31, 2012, and Dec. 31, 2011.

RANK 2012	RANK 2011	COMPANY	REVENUE (000)	% CHANGE	NET INCOME (000)	% CHANGE	EMPLOYEES	EQUIPMENT	OPERATING UNITS (DESCRIPTION OF SERVICES)
49	51	 Mullen Group² Okotoks, Alberta TSX: MTL Murray Mullen, Chairman and CEO Stephen Lockwood, President and Co-CEO P. Stephen Clark, CFO <i>www.mullen-group.com</i>	535,814 494,642	8.3	NA NA	NA NA	1,685 1,084	477 company owned-tractors 654 owner-operator tractors 200 straight trucks 139 pickups and cargo vans 3,008 trailers 527 containers	Mullen Trucking (dry van TL and LTL, flatbed, heavy specialized) Cascade Carriers (dry bulk) Grimshaw Trucking (regional LTL and TL, flatbed) Hi-Way 9 Group (regional and expedited TL and LTL, warehousing and distribution, drayage, flatbed, intermodal) Mill Creek Motor Freight, Payne Transportation (dry van TL and LTL, flatbed) Tenold Transportation (dry van TL and LTL, warehousing, cable cutting and reel services) Kleysen Group (dry bulk, flatbed, intermodal, dry van TL and LTL, transloading) Smook Contractors Ltd. (construction services, aggregate hauling)
50	50	 TransX Group Winnipeg, Manitoba Louie Tolaini, Chairman and CEO Mike Jones, COO Ed Nieroda, CFO <i>www.transx.com</i>	534,214 507,481	5.3	NA NA	NA NA	2,560 2,510	640 company-owned tractors 880 owner-operator tractors 4,200 trailers 900 containers 450 chassis	TransX (dry van and refrigerated TL and LTL, intermodal, air cargo, expedited, hazardous materials) CanXpress (refrigerated TL) CanXpress Distribution (refrigerated LTL) DeckX (flatbed) Expert Customs Brokers (customs brokerage) TX Logistics Services (transportation management, freight brokerage)
51	63	 Contrans Group Woodstock, Ontario TSX: CSS Stan Dunford, Chairman and CEO Gregory Rumble, President and COO James Clark, CFO <i>www.contrans.ca</i>	522,429 443,553	17.8	28,298 20,709	36.6	NA 943	NA	Brookville Carriers, Contrans Flatbed Group, Laidlaw Carriers Bulk, Peter Hodge Transport, Tri-Line Carriers (flatbed, dry van TL and LTL, refrigerated TL, liquid and dry bulk, chemical tank, pneumatic, dump) Glen Tay Transportation, Laidlaw Carriers Tank, S&S Enterprises (liquid and dry bulk) Tripair Transportation, Laidlaw Carriers Van (dry van TL and LTL) ECL Carriers, Tri-Line Disposal (waste, includes operations of Deuce Disposal acquired in June) Cornerstone Logistics (transportation management, warehousing and distribution, air and ocean freight forwarding, freight brokerage)
52	49	 USA Truck Van Buren, Ark. Nasdaq: USAK John Simone, President and CEO Thomas Glaser, COO Cliff Beckham, CFO <i>www.usa-truck.com</i>	512,428 519,408	-1.3	(17,671) (10,777)	NA	2,990 3,020	2,246 company-owned tractors 6,091 trailers	USA Truck (dry van TL, dedicated contract carriage, intermodal) Strategic Capacity Solutions (transportation management, freight brokerage)
53	55	 Jack Cooper Transport Co. Kansas City, Mo. T. Mike Riggs, Chairman Craig Irwin, President Bob Griffin, CEO Mike Testman, CFO <i>www.jackcooper.com</i>	500,000 450,000	11.1	NA NA	NA NA	2,500 2,000	2,030 company-owned tractors	Jack Cooper Transport (vehicle hauling) Jack Cooper Logistics (finished vehicle logistics, freight brokerage, includes operations of A.E.S. Shipping, acquired in 2011)

2 Mullen Group revenue is for trucking operations only.

RANK 2012	RANK 2011	COMPANY	REVENUE (000)	% CHANGE	NET INCOME (000)	% CHANGE	EMPLOYEES	EQUIPMENT	OPERATING UNITS (DESCRIPTION OF SERVICES)
54	54	Mercer Transportation Louisville, Ky. James Stone, President David Donohue, Controller  www.mercer-trans.com	492,297 473,633	3.9	NA NA	NA NA	298 281	2,191 owner-operator tractors	Mercer Transportation (flatbed, dry van TL, freight brokerage)
55	53	Dart Transit Co. Eagan, Minn. Donald Oren, Chairman David Oren, President  www.dart.net	457,000 480,000	-4.8	NA NA	NA NA	348 320	2,087 owner-operator tractors 7,126 trailers 340 containers	Dart Transit Co. (dry van TL, dedicated contract carriage) Dart Intermodal (intermodal) Dart Advantage Logistics (freight brokerage, transportation management) Dart Advantage Warehousing (warehousing, order fulfillment, inventory management) Highway Sales Inc. (tractor leasing and sales)
56	58	Central Refrigerated Service West Valley City, Utah Jon Isaacson, President  www.centralref.com	452,805 419,138	8.0	NA NA	NA NA	1,687 1,650	75 company-owned tractors 1,815 lease-to-own tractors 25 owner-operator tractors 3,100 trailers	Central Refrigerated Service (refrigerated TL, dedicated contract carriage, intermodal, freight brokerage)
57	56	Shevell Group Elizabeth, N.J. Myron Shevell, Chairman and CEO Thomas Connery, COO Craig Eisenberg, CFO  www.nemf.com	446,000 441,000	1.1	NA NA	NA NA	3,400 3,310	2,155 company-owned tractors 120 straight trucks 4,700 trailers	New England Motor Freight (regional LTL and TL, refrigerated, expedited, intermodal drayage, assembly and distribution) Eastern Freightways (dry van TL) Carrier Industries (warehousing, dedicated contract carriage, packaging)
58	21	Greatwide Logistics Services Dallas (Centerbridge Partners) John Tague, Chairman Ed Barnes, CFO  www.greatwide.com	444,737 411,299	8.1	NA NA	NA NA	NA NA	NA NA	Greatwide Truckload Management (dry van TL and LTL, expedited) Greatwide Freight (flatbed, heavy specialized) Greatwide Distribution Logistics (warehousing and distribution)
59	57	Western Express Nashville, Tenn. Donna Wise, Chairman Paul Wieck, President and CEO Robert Stachura, COO Rick Prickett, CFO  www.westernexp.com	433,018 433,819	-0.2	NA NA	NA NA	2,500 3,000	2,390 company-owned tractors 5,000 trailers	Western Express (dry van TL, flatbed, dedicated contract carriage)







RANK 2012	RANK 2011	COMPANY	REVENUE (000)	% CHANGE	NET INCOME (000)	% CHANGE	EMPLOYEES	EQUIPMENT	OPERATING UNITS (DESCRIPTION OF SERVICES)
60	64	The Suddath Cos. Jacksonville, Fla.  Stephen Suddath, Chairman Barry Vaughn, President and CEO Michael Brannigan, COO James Barnett, CFO <i>www.suddath.com</i>	429,324 380,000	13.0	NA NA	NA NA	1,900 1,700	127 company-owned tractors 209 owner-operator tractors 150 straight trucks 55 pickups and cargo vans 558 trailers 1,400 storage containers	Suddath Relocation Systems, Suddath International (household goods, commercial and industrial moving and storage) Lexicon Relocation (real estate and relocation support services) Suddath Global Logistics (supply chain consulting, transportation management, air and ocean freight forwarding, warehousing and distribution, call center and order fulfillment, commercial and residential delivery, trade show exhibits and high-value products transportation services, includes operations of Cali America Logistics acquired in December 2012 and PenserSC acquired in June) Suddath Government Services (government and military commercial and residential relocation) Suddath Container Services (portable self-storage and moving services)
61	62	Gordon Trucking Inc. Pacific, Wash.  Larry Gordon, President Steve Gordon, COO Bob Goldberg, CFO <i>www.gordontrucking.com</i>	426,000 383,000	11.2	NA NA	NA NA	2,500 2,400	1,800 company-owned tractors 125 owner-operator tractors 6,700 trailers	Gordon Trucking (dry van and refrigerated TL, dedicated contract carriage) Gordon Logistics Management (freight brokerage)
62	Not Ranked	Groupe Robert Rougemont, Quebec  Claude Robert, Chairman and CEO Michel Robert, COO Marcel Boily, CFO <i>www.robert.ca</i>	420,168 363,930	15.5	NA NA	NA NA	3,300 NA	1,100 company-owned tractors 2,142 trailers 440 chassis	Groupe Robert (dry van TL and LTL, intermodal, transloading, cross-border services, warehousing and distribution, packaging and assembly) Rollex Transport (hazardous materials, waste) TBM Transport, Sycamore Specialized Carriers (flatbed, heavy specialized)
63	65	Bison Transport Winnipeg, Manitoba  Donald Streuber, President and CEO Rob Penner, COO Greg McFadzean, CFO <i>www.bisontransport.com</i>	391,156 375,253	4.2	NA NA	NA NA	2,395 1,850	835 company-owned tractors 475 owner-operator tractors 15 pickups and cargo vans 3,454 trailers 124 containers 51 chassis	Bison Transport (dry van and refrigerated TL, dedicated contract carriage, intermodal) Bison ABL (transportation management, warehousing and distribution, freight brokerage, expedited, LTL consolidation, transloading and crossdock services) Britton Transport (dry van TL, flatbed, bulk, freight brokerage, warehousing, transloading, trailer rental) Searcy Trucking (flatbed, heavy specialized, acquired in April)
64	68	Pitt Ohio Pittsburgh  Charles Hammel III, President and CEO James Fields, COO Scott Sullivan, CFO <i>www.pittohio.com</i>	388,200 358,384	8.3	NA NA	NA NA	2,713 2,586	9,997 company-owned tractors 20 lease-to-own tractors 24 owner-operators tractors 385 straight trucks 64 pickups and cargo vans 3,015 trailers	Pitt Ohio (regional and interregional LTL, expedited, assembly and distribution, warehousing, supply chain consulting, information technology) Pitt Ohio Ground (package delivery) ECM Transport (dry van TL, 51% ownership)

RANK 2012	RANK 2011	COMPANY	REVENUE (000)	% CHANGE	NET INCOME (000)	% CHANGE	EMPLOYEES	EQUIPMENT	OPERATING UNITS (DESCRIPTION OF SERVICES)
65	67	 P.A.M. Transportation Services Tontitown, Ark. Nasdaq: PTSI Matthew Moroun, Chairman Daniel Cushman, President and CEO Lance Stewart, CFO www.pamtransport.com	380,633 359,243	6.0	2,179 (2,857)	NA	3,031 2,764	1,580 company-owned tractors 220 owner-operator tractors 4,943 trailers	P.A.M. Transport (dry van TL, intermodal, expedited, transportation management, crossborder services, freight brokerage)
66	61	 Frozen Food Express Industries Dallas Nasdaq: FFEK Stoney Stubbs Jr., Chairman S. Russell Stubbs, President and CEO John Hickerson, COO John McManama, CFO www.ffeinc.com	377,715 388,461	-2.8	(15,056) (36,670)	NA	2,183 2,125	1,490 company-owned tractors 317 owner-operator tractors 3,252 trailers	FFE Transportation Services (refrigerated LTL and TL, intermodal, crossborder services, equipment rental) Lisa Motor Lines (refrigerated TL, intermodal, dedicated contract carriage) FFE Logistics (freight brokerage, air and ocean freight forwarding, expedited, barge, liquid and dry bulk, specialized transportation for oil and gas drilling)
67	72	 Mesilla Valley Transportation Las Cruces, N.M. Royal Jones, President and CEO Dean Rigg, CFO www.m-v-t.com	376,800 335,000	12.5	NA NA	NA	1,700 1,500	900 company-owned tractors 335 owner-operator tractors 4,600 trailers	Mesilla Valley Transportation (dry van TL) J.H. Rose Logistics (freight brokerage)
68	71	 Roehl Transport Marshfield, Wis. Everett Roehl, Chairman and CEO Richard Roehl, President and COO Stephen Wykle, CFO www.roehl.net	374,620 339,388	10.4	NA NA	NA	2,506 2,345	1,832 company-owned tractors 85 lease-to-own tractors 63 owner-operator tractors 5 straight trucks 5,004 trailers	Roehl Transport (dry van TL, flatbed and heavy specialized, dedicated contract carriage) Roehl Refrigerated Transport (refrigerated TL) Roehl Logistics (freight brokerage)
69	79	 Comtrak Logistics Memphis, Tenn. (Hub Group) David Yeager, Chairman and CEO Dan Burke, President Mark Yeager, COO Terri Pizzuto, CFO www.comtrak.com	373,827 294,747	26.8	NA 15,500	NA	658 343	278 company-owned tractors 783 lease-to-own tractors 1,480 owner-operator tractors 450 trailers 82 chassis	Comtrak Logistics (intermodal drayage, dedicated contract carriage, dry van TL)

RANK 2012	RANK 2011	COMPANY	REVENUE (000)	% CHANGE	NET INCOME (000)	% CHANGE	EMPLOYEES	EQUIPMENT	OPERATING UNITS (DESCRIPTION OF SERVICES)
70	59	Comcar Industries Auburndale, Fla. Mark Bostick, Chairman and CEO Robert Fox, CFO <i>www.comcar.com</i>	373,239 392,687	-4.9	NA NA	NA NA	3,004 3,002	1,909 company-owned tractors 396 owner-operator tractors 4,784 trailers	Commercial Carrier Corp. (dry van TL, flatbed, dedicated contract, dry bulk, transportation management) Coastal Transport (flatbed, warehousing) CTL Distribution (chemical tank and dry bulk) Midwest Coast Transport, Willis Shaw Express (refrigerated TL) Comcar Logistics (freight brokerage)
71	74	Acme Truck Line Inc. Harvey, La. Mike Coatney, President Kimberly Foster, CFO <i>www.acmetruck.com</i>	372,739 325,000	14.7	NA NA	NA NA	3,150 3,000	1,322 owner-operator tractors 386 pickups and cargo vans	Acme Truck Line (flatbed and heavy specialized) Acme Freight Brokers (freight brokerage)
72	60	Transport America Eagan, Minn. (Goldner Hawn, Johnson & Morrison) Scott Arves, President and CEO Keith Klein, COO Mark Emmen, CFO <i>www.transportamerica.com</i>	363,546 392,000	-7.3	NA NA	NA NA	2,270 2,520	1,350 company-owned tractors 30 lease-to-own tractors 300 owner-operator tractors 16 straight trucks 14 pickups and cargo vans 4,570 trailers 125 chassis	Transport America (dry van TL, expedited, dedicated contract carriage, intermodal, drayage) TA Logistics (intermodal, freight brokerage)
73	76	Dayton Freight Lines Dayton, Ohio Thomas Cronin Jr., President Bryan Brown, CFO <i>www.daytonfreight.com</i>	363,400 321,000	13.2	NA NA	NA NA	2,906 2,838	1,167 company-owned tractors 39 straight trucks 2,750 trailers	Dayton Freight Lines (regional LTL, pool distribution) Kelley Transportation (dry van TL) Kelley Logistics (freight brokerage)
74	69	KLLM Transport Services Jackson, Miss. James Richards Jr., CEO Terry Thornton, CFO <i>www.kllm.com</i>	363,000 351,000	3.4	NA NA	NA NA	NA 710	1,572 company-owned tractors 113 owner-operator tractors 2,213 trailers	KLLM Inc. (refrigerated TL, dedicated contract carriage, intermodal)
75	75	Graebel Cos. Aurora, Colo. David Graebel, Chairman William Graebel, CEO Bradley Siler, CFO <i>www.graebel.com</i>	341,856 322,926	5.9	4,462 3,021	47.7	2,377 1,603	136 company-owned tractors 482 owner-operator tractors 253 straight trucks 87 pickups and cargo vans 972 trailers	Graebel Van Lines, Graebel Movers (household goods, commercial and industrial moving and storage) Graebel Relocation Services Worldwide (domestic and international relocation) Graebel Movers International (household goods forwarding) Graebel Commercial Services (facility management, business relocation and renovation) Move Management (household goods relocation management)
76	73	Challenger Group¹ Cambridge, Ontario Daniel Einwechter, Chairman and CEO Eugene Moser, President Doug Blair, CFO <i>www.challenger.com</i>	340,351 334,503	1.7	NA NA	NA NA	2,300 2,300	1,350 company-owned tractors 155 owner-operator tractors 3,613 trailers 300 chassis	Challenger Motor Freight (dry van TL and LTL, intermodal, drayage) Challenger Logistics (transportation management, intermodal, air and ocean freight forwarding, dedicated contract carriage) Challenger Special Commodities (flatbed, heavy specialized) Elgin Motor Freight (dry van TL, cross-border services) Challenger Bulk (waste) Challenger Climate (refrigerated TL)

¹ Challenger Group revenue is for 12 months ended April 30, 2013, and April 30, 2012.

RANK 2012	RANK 2011	COMPANY	REVENUE (000)	% CHANGE	NET INCOME (000)	% CHANGE	EMPLOYEES	EQUIPMENT	OPERATING UNITS (DESCRIPTION OF SERVICES)
77	66	Interstate Distributor Co. Tacoma, Wash. (Saltchuk Resources) Marc Rogers, President and CEO James Reed, CFO <i>www.intd.com</i>	338,500 372,000	-9.0	NA NA	NA NA	1,800 2,030	1,330 company-owned tractors 275 owner-operator tractors 5,450 trailers	Interstate Distributor Co. (dry van and refrigerated TL, dedicated contract carriage, intermodal, transportation management)
78	77	United Road Services Romulus, Mich. (The Gores Group) Kathleen McCann, President and CEO Eric Mikesell, CFO <i>www.unitedroad.com</i>	325,000 307,000	5.9	NA NA	NA NA	1,100 1,122	900 company-owned tractors 200 owner-operators tractors 900 trailers	Alaska Vehicle Transport, Autolog, Pilot Transport, United Road (vehicle hauling) UR AutoLoads (vehicle load board)
79	78	TransAm Trucking Olathe, Kan. Trudy Jacobson, Chairman John Jacobson, CEO Russell McElliot, President <i>www.transamtruck.com</i>	321,000 305,000	5.2	NA NA	NA NA	669 588	302 company-owned tractors 1,045 owner-operator tractors 2,100 trailers	TransAm Trucking (refrigerated TL, dedicated contract carriage) TransAm Financial Services (equipment leasing, financial services) TransAm Logistics (freight brokerage) TransAm Fleet Equipment Sales (tractor and trailer sales)
80	80	Cowan Systems Baltimore Joseph Cowan, Chairman and CEO Dennis Morgan, COO Joseph Scheiner, CFO <i>www.cowansystems.com</i>	315,325 279,044	13.0	NA NA	NA NA	1,362 1,281	889 company-owned tractors 566 owner-operator tractors 3,724 trailers	Cowan Systems (dry van TL, dedicated contract carriage, warehousing) Cowan Intermodal (intermodal drayage) Cowan Logistics (freight brokerage) Transway Solutions (freight management) Single Source Logistics (driver staffing)
81	Not Ranked	California Cartage Co. Long Beach, Calif. Robert Curry, President Rick Smith, CFO <i>www.calcartage.com</i>	311,000 294,000	5.8	NA NA	NA NA	NA	1,000 owner-operator tractors 250 containers and chassis	California Cartage Express, CF/EIT, K&R Transportation, CMI, E&S (drayage) Brookvale International (warehousing)
82	81	Epes Carriers Greensboro, N.C. Al Bodford, Chairman and CEO Britt Colley, President and COO Richard Kuehn, CFO <i>www.epescarriers.com</i>	302,593 277,087	9.2	18,404 NA	NA NA	1,424 1,276	897 company-owned tractors 90 lease-to-own tractors 129 owner-operator tractors 27 straight trucks 4,422 trailers	Epes Transport System (dry van TL, dedicated contract carriage, intermodal) Epes Logistics Services (freight brokerage, includes operations of Meredith Transport, acquired in June 2012. Cargo Masters Inc acquired in December 2012 and Freight Shakers USA acquired in June) Epes Freight Management Services (supply chain consulting, transportation management) Epes Leasing (equipment leasing)
83	87	OnTrac Inc. Phoenix Rob Humphrey, COO Tom Fischer, CFO <i>www.ontrac.com</i>	286,911 239,552	19.8	4,846 NA	NA NA	1,656 1,571	250 trailers	OnTrac Ground (package delivery, regional LTL, expedited) Express Messenger Systems (commercial delivery) Express Messenger International (bulk mail delivery)

RANK 2012	RANK 2011	COMPANY	REVENUE (000)	% CHANGE	NET INCOME (000)	% CHANGE	EMPLOYEES	EQUIPMENT	OPERATING UNITS (DESCRIPTION OF SERVICES)
84	88	Maverick USA Little Rock, Ark. Steve Williams, Chairman and CEO Stephen Selig, President and COO John Culp, CFO  www.maverickusa.com	286,851 239,497	19.8	NA NA	NA NA	1,782 1,497	1,355 company-owned tractors 58 lease-to-own tractors 19 owner-operator tractors 1,665 trailers	Maverick Transportation (flatbed, glass, heavy specialized) Maverick Logistics (freight brokerage) Maverick Truck & Trailer Sales (equipment sales)
85	82	A. Duie Pyle Cos. West Chester, Pa. Peter Latta, Chairman Steve O'Kane, President Kurt Christensen, CFO  www.aduiepyle.com	286,000 270,000	5.9	NA NA	NA NA	2,149 2,163	675 company-owned tractors 65 owner-operator tractors 23 straight trucks 2,050 trailers	A. Duie Pyle Inc. (regional LTL) A. Duie Pyle Warehousing & Distribution (warehousing, assembly and distribution) A. Duie Pyle Transport Services Group (dry van TL, dedicated contract carriage) Pyle Leasing (equipment rental and leasing, driver leasing)
86	89	Cassens Transport Edwardsville, Ill. Allen Cassens, Chairman Richard Suhre, President  www.cassens.com	283,775 238,358	19.1	NA NA	NA NA	1,280 1,231	1,230 company-owned tractors and trailers	Cassens Transport Co. (vehicle hauling)
87	83	Evans Network of Cos. Schuylkill Haven, Pa. Albert Evans Jr. Chairman Matthew Bates, President and CEO Brian Frey, CFO  www.evansdelivery.com	275,000 268,635	2.4	NA NA	NA NA	260 250	50 company-owned tractors 1,800 owner-operator tractors 525 trailers	All Points Transport, Century Express, Evans Delivery Co., Hale Intermodal Trucking, Land Transportation, Phoenix Transit & Logistics, West Contract Services (intermodal drayage, dry van TL) DM Transportation (transportation management) West Motor Freight (dry van TL, flatbed, freight brokerage)
88	85	Bennett International Group McDonough, Ga. Marcia Taylor, Chairman and CEO David Pittman, COO and CFO  www.bennettig.com	266,349 249,514	6.7	NA NA	NA NA	643 638	100 company-owned tractors 30 lease-to-own tractors 550 owner-operator tractors 3 straight trucks 557 pickups and cargo vans 1,152 trailers	Bennett Motor Express (flatbed, heavy specialized) Bennett Truck Transport (manufactured housing and commercial building moving services) Bennett DriveAway (truck, bus and recreational vehicle delivery, power-only hauling service) Bennett Distribution Services (warehousing and distribution, transportation management) Bennett International Transport (air and ocean freight forwarding, expedited, customs brokerage, intermodal) Bennett International Logistics (freight brokerage, freight management) Bennett Building Systems (portable storage building systems)
89	Not Ranked	John Christner Trucking LLC Sapulpa, Okla. John Christner, President Daniel Christner, COO Darryl Christner, CFO  www.johnchristner.com	264,774 279,185	-5.2	13,328 NA	NA NA	967 NA	83 company-owned tractors 683 lease-to-own tractors 51 owner-operator tractors 1,098 trailers	John Christner Trucking (refrigerated TL) JCT Logistics (freight brokerage)

RANK 2012	RANK 2011	COMPANY	REVENUE (000)	% CHANGE	NET INCOME (000)	% CHANGE	EMPLOYEES	EQUIPMENT	OPERATING UNITS (DESCRIPTION OF SERVICES)
90	Not Ranked	Fastfrate Holdings Woodbridge, Ontario (Tepper Holdings, Fenway Partners) Ron Tepper, Chairman and CEO Manny Calandrino, President and COO Leonard Wyss, CFO <i>www.fastfrate.com</i>	263,079 251,701	4.5	NA NA	NA NA	1,600 1,700	370 company-owned tractors 266 owner-operator tractors 24 straight trucks 1,668 trailers 366 chassis	Consolidated Fastfrate, Canada Drayage (LTL, intermodal, drayage, dry van TL, freight brokerage, warehousing and distribution, freight brokerage, dedicated contract carriage) Bruce R. Smith Limited (refrigerated TL, flatbed, heavy specialized)
91	90	Koch Companies Minneapolis Randy Koch, Chairman Dave Koch, CEO Scott Shephard, COO John Tillmann, CFO <i>www.kochcompanies.com</i>	262,000 230,189	13.8	7,500 2,400	212	925 1,000	625 company-owned tractors 60 lease-to-own tractors 40 owner-operators tractors 2,100 trailers	Stan Koch & Sons Trucking (dry van TL, flatbed and heavy specialized, dedicated contract carriage, intermodal drayage) Koch NationalLease, United Trailer Leasing (equipment leasing and rental, contract maintenance) Koch Logistics (freight brokerage, transportation management, warehousing and distribution) GW Transportation (freight brokerage) Koch Industries (sourcing, merchandising and distribution)
92	86	Towne Air Freight South Bend, Ind. Thomas Downey, CEO <i>www.towneair.com</i>	258,825 241,772	7.1	NA NA	NA NA	NA 1,120	220 lease-to-own tractors 930 owner-operator tractors	Towne Air Freight (air cargo, expedited, dry van TL and LTL, dedicated contract carriage, intermodal, transportation management)
93	84	Wheaton Van Lines Indianapolis Stephen Burns, Chairman Mark Kirschner, CEO Dave Witzerman, President <i>www.wheatonworldwide.com</i>	250,000 250,000	0.0	NA NA	NA NA	150 138	661 owner-operator tractors 496 straight trucks 779 trailers	Wheaton World Wide Moving, Bekins Van Lines (household goods moving and storage) Wheaton Logistics Services (transportation of high-value products, furniture, store fixtures) Executive Logistics Services (warehousing and distribution) Crown Moving & Storage, La Habra Relocations (household goods moving and storage)
94	92	The Waggoners Trucking Billings, Mont. Wayne Waggoner, Chairman David Waggoner, President Todd Militzer, CFO <i>www.waggonerstrucking.com</i>	247,031 224,722	9.9	NA NA	NA NA	1,087 1,069	633 company-owned tractors 176 owner-operator tractors 900 trailers	The Waggoners Trucking (vehicle hauling, flatbed LTL, heavy specialized)
95	98	A&R Logistics Morris, Ill. (Mason Wells) Mark Holden, Chairman and CEO Rich Mitchell, President Tom Culver, COO Tony Lenhart, CFO <i>www.artransport.com</i>	235,000 214,000	9.8	NA NA	NA NA	1,100 1,000	700 company-owned tractors 125 owner-operator tractors 30 trailers 750 containers 100 chassis	A&R Transport (dry bulk and dry van TL) A&R Packaging & Warehousing Services (warehousing and distribution, transloading, packaging) A&R Global Logistics (transportation management, air and ocean freight forwarding, customs brokerage, freight payment)

RANK 2012	RANK 2011	COMPANY	REVENUE (000)	% CHANGE	NET INCOME (000)	% CHANGE	EMPLOYEES	EQUIPMENT	OPERATING UNITS (DESCRIPTION OF SERVICES)
96	93	Superior Bulk Logistics Oak Brook Ill. Richard Lewis, Chairman Leonard Fletcher, CEO Timothy McCann, CFO <i>www.superiorbulklogistics.com</i>	234,700 224,000	4.8	NA 5,500	NA	1,359 1,329	930 company-owned tractors 148 lease-to-own tractors 1,967 trailers	Superior Carriers, Carry Transit (liquid and dry bulk, intermodal tank container maintenance and management, transloading, bulk storage) Sanicare Wash Systems (tank cleaning) Visiship (transportation management)
97	95	Groendyke Transport Inc. Enid, Okla. John Groendyke, Chairman and CEO Greg Hodgen, President David James, COO <i>www.groendyke.com</i>	228,855 217,780	5.1	NA NA	NA	1,382 1,317	1,048 company-owned tractors 1,723 trailers	Groendyke Transport (petroleum and chemical tank, liquid and dry bulk, flatbed and heavy specialized)
98	94	Paschall Truck Lines Murray, Ky. Randall Waller, Chairman and President Thomas Stevens, COO Charles Wilson, CFO <i>www.ptl-inc.com</i>	220,696 218,383	1.1	NA NA	NA	1,559 1,464	950 company-owned tractors 160 lease-to-own 29 owner-operator tractor 2,599 trailers	Paschall Truck Lines (dry van TL) Paschall Logistics (freight brokerage) Paschall Services (power-only hauling services, freight brokerage)
99	Not Rated	Brown Integrated Logistics Lithonia, Ga. David Panton, Chairman Brian Kinsey, President and CEO Barbara Leasure, CFO <i>www.brownintegratedlogistics.com</i>	218,012 193,200	12.8	NA	NA	1,031 1,020	545 company-owned tractors 8 lease-to-own tractors 456 owner-operator tractors 10 straight trucks 15 pickups and cargo vans 4,750 trailers	Brown Trucking Co. (dry van TL, dedicated contract carriage) West Logistics (warehousing, dedicated contract carriage) Brown Logistics Services (transportation management, freight brokerage) Brown Fleet Services (vehicle maintenance and equipment leasing)
100	Not Ranked	Boyd Bros. Transportation Clayton, Ala. Richard Bailey, President <i>www.boydbros.com</i>	217,338 196,393	10.7	NA	NA	1,042 1,007	1,050 company-owned tractors 1,670 trailers	Boyd Bros. Transportation, WTI Transport (flatbed, heavy specialized; includes operations of Mid Seven Transportation acquired in December 2012S) Boyd Logistics (freight brokerage)

NOTES:

() Parentheses indicate losses.

NA means not available or not applicable.

Revenue and net income for Canadian companies are shown in U.S. dollars at the average rate of exchange during the time period listed. For calendar year 2011, it was \$1 = C\$0.9996.

KEY:

NYSE is New York Stock Exchange, Nasdaq is Nasdaq National Market, OTCBB is Over-the-Counter Bulletin Board and TSX is Toronto Stock Exchange.

CEO is Chief Executive Officer.

COO is Chief Operating Officer.

CFO is Chief Financial Officer.

Ranking of Top For-Hire Carriers by Sector

RANK	COMPANY	REVENUE (000)		% CHANGE
		2012	2011	
LESS-THAN-TRUCKLOAD				
1	FedEx Freight	\$5,420,000	\$5,200,000	4.2
2	YRC Worldwide	4,847,500	4,757,200	1.9
3	Con-way Freight	3,392,596	3,247,107	4.5
4	UPS Freight	2,640,000	2,563,000	3.0
5	Old Dominion Freight Line	1,880,431	1,671,000	12.5
6	ABF Freight System	1,725,134	1,730,773	-0.3
7	Estes Express Lines	1,661,000	1,636,000	1.5
8	R+L Carriers	1,250,000	1,207,000	3.6
9	Saia Inc.	1,100,000	1,030,224	6.8
10	Lynden Transport	885,000	850,000	4.1
11	Southeastern Freight Lines	803,799	750,942	7.0
12	Vitran Express	702,914	686,242	2.4
13	TransForce Inc.	653,029	512,461	27.4
14	Averitt Express	579,000	557,000	3.9
15	AAA Cooper Transportation	553,408	522,000	6.0
16	Roadrunner Transportation Services	511,006	466,823	9.5
17	Day & Ross Inc.	390,120	361,703	7.9
18	Central Transport International	380,000	384,000	-1.0
19	Dayton Freight Lines	353,000	321,000	10.0
20	New England Motor Freight	340,000	363,000	-6.3
21	Pitt Ohio	326,594	304,921	7.1
22	A. Duie Pyle Inc.	246,000	234,000	5.1
23	Consolidated Fastfrate	208,057	201,155	3.4
24	Central Freight Lines	206,000	209,000	-1.4
25	Daylight Transport	169,000	158,000	7.0
26	Carlisle Transportation Systems	162,500	147,000	10.5
27	Watkins & Shepard Trucking	156,802	149,099	5.2
28	Oak Harbor Freight Lines	155,841	147,088	6.0
29	Wilson Trucking	150,138	136,811	9.7
30	New Century Transportation	144,000	145,000	-0.7
	Total	\$31,992,869	\$30,649,549	4.4

FedEx Freight revenue includes FedEx Custom Critical.

YRC Worldwide revenue includes YRC Freight, YRC Reimer, New Penn, Holland and Reddaway.

Estes Express Lines, Averitt Express, AAA Cooper Transportation, Central Transport International and Daylight Transport revenue is estimated by S.J. Consulting.

R+L Carriers revenue is estimated by S.J. Consulting and includes R&L Transfer, Gator Freightways, Greenwood Motor Lines and Herder Truck Lines.

Saia Inc. and A. Duie Pyle Inc. revenue includes truckload.

Lynden Transport revenue includes truckload, tank/bulk, flatbed/heavy specialized.

Consolidated Fastfrate revenue includes intermodal/drayage.

Carlisle Transportation Systems includes truckload, flatbed/heavy specialized.

Watkins & Shepard Trucking revenue includes flatbed/heavy specialized, truckload, tank/bulk, intermodal.

RANK	COMPANY	REVENUE (000)		% CHANGE
		2012	2011	
TANK/BULK				
1	Kenan Advantage Group	\$1,091,031	\$987,800	10.5
2	Quality Distribution Inc.	842,118	745,951	12.9
3	Trimac Group	722,288	589,000	22.6
4	Ruan Transport Corp.	244,077	248,818	-1.9
5	A&R Logistics	235,000	214,000	9.8
6	Superior Bulk Logistics	234,700	224,000	4.8
7	Groendyke Transport	228,885	210,276	8.8
8	Foodliner Inc./Quest Logistics	201,835	194,321	3.9
9	Dupré Logistics	172,424	141,186	22.1
10	Eagle Transport Corp.	114,232	111,000	2.9
11	Florida Rock & Tank Lines	103,476	97,801	5.8
12	Comcar Industries	87,654	70,684	24.0
	Total	\$4,277,720	\$3,834,837	11.5

Dupré Logistics revenue includes dedicated contract carriage, freight brokerage.

A&R Logistics revenue includes truckload, intermodal/drayage, freight brokerage.

DEDICATED CONTRACT CARRIAGE

1	Ryder Supply Chain Solutions	\$1,295,094	\$1,192,967	8.6
2	J.B. Hunt Dedicated Contract Services	1,080,000	1,031,000	4.8
3	Penske Logistics	951,000	990,000	-3.9
4	Swift Transportation	724,405	633,443	14.4
5	Greatwide Dedicated Transport	521,724	634,658	-17.8
6	Canada Cartage System	512,332	498,383	2.8
7	Ruan Transportation Management Systems	463,578	425,441	9.0
	Total	\$5,548,133	\$5,405,892	2.6

J.B. Hunt Dedicated Contract Services revenue includes household goods/commercial delivery.

Greatwide Dedicated Transport revenue does not include operations of Cardinal Logistics Management, which were merged in February.

Canada Cartage System revenue includes truckload, LTL, air/expedited, household goods/commercial delivery.

RANK	COMPANY	REVENUE (000)		% CHANGE
		2012	2011	
INTERMODAL/DRAYAGE				
1	J.B. Hunt Intermodal	\$3,071,000	\$2,673,000	14.9
2	Hub Group	2,007,966	2,174,705	-7.7
3	Pacer International	1,179,600	1,175,300	0.4
4	Swift Transportation	333,938	233,374	43.1
5	California Cartage Co.	311,000	294,000	5.8
6	Evans Network of Cos.	275,000	268,635	2.4
7	Calyx Transportation Group	213,085	228,983	-6.9
8	Bridge Terminal Transport	207,347	190,660	8.8
9	Universal Truckload Services Inc.	120,381	102,800	17.1
10	TransX	74,790	65,973	13.4
11	Landstar System	73,932	75,979	-2.7
12	Marten Transport	71,324	65,015	9.7
13	Dart Intermodal	52,400	42,200	24.2
14	Transport America	32,546	33,500	-2.8
	Total Intermodal	\$8,024,309	\$7,624,124	5.2

Hub Group and Pacer International revenue includes rail linehaul and drayage services.

Calyx Transportation Group revenue includes National Fast Freight, Muir's Cartage Limited, Totalline Transport, Kreative Carriers, Hyphen, Euroworld Transport and Indis.

FLATBED/HEAVY SPECIALIZED

1	Landstar System	\$998,915	\$930,755	7.3
2	Contrans Group	522,429	443,553	17.8
3	Mercer Transportation	492,296	436,633	12.7
4	Anderson Trucking Service	487,893	450,926	8.2
5	United Vision Logistics	458,000	494,000	-7.3
6	TransForce Inc.	425,971	324,864	31.1
7	TMC Transportation	397,000	388,000	2.3
8	Acme Truck Line	372,739	325,000	14.7
9	Greatwide Truckload Management	298,201	283,951	5.0
10	Maverick USA	267,217	239,497	11.6
11	CRST Malone	250,803	232,323	8.0
12	Boyd Bros. Transportation	217,338	196,393	10.7
13	Lone Star Transportation	215,000	215,000	0.0
14	Transport Investments Inc.	204,550	215,359	-5.0
15	Melton Truck Lines	202,730	183,400	10.5
16	Western Express	166,556	168,870	-1.4
17	Bennett Motor Express	157,589	147,640	6.7
18	Roehl Transport	103,803	82,454	25.9
	Total	\$6,239,029	\$5,758,617	8.3

Landstar System revenue includes Landstar Inway and Landstar Ligon and freight brokerage.

Contrans Group revenue includes truckload, tank/bulk, refrigerated.

United Vision Logistics revenue is estimated by S.J. Consulting and includes Venture Transport Logistics, Ace Transportation, Dynasty Transportation and Texas Hot Shot Co.

TMC Transportation and Lone Star Transportation revenue is estimated by S.J. Consulting.

Maverick USA revenue includes truckload, LTL, bulk, refrigerated, dedicated contract carriage.

Transport Investments Inc. revenue includes American Transport Inc., Greentree Transportation, Aetna Freight Lines and Marathon Transport.

RANK	COMPANY	REVENUE (000)		% CHANGE
		2012	2011	
REFRIGERATED				
1	C.R. England Inc.	\$1,416,806	\$1,079,716	31.2
2	Prime Inc.	1,152,569	1,017,482	13.3
3	Stevens Transport	612,365	569,901	7.5
4	Marten Transport	483,323	455,847	6.0
5	Central Refrigerated Service	452,805	419,138	8.0
6	Frozen Food Express Industries	377,715	388,461	-2.8
7	KLLM Inc.	363,000	351,000	3.4
8	TransAm Trucking	321,000	305,000	5.2
9	John Christner Trucking	264,774	279,185	-5.2
10	Southern Refrigerated Transportation	202,276	195,788	3.3
11	National Carriers	184,600	172,185	7.2
12	Shaffer Trucking	182,331	178,000	2.4
13	CanXpress	160,264	152,244	5.3
14	Comcar Refrigerated	157,132	161,002	-2.4
	Total	\$6,330,960	\$5,724,949	10.6

C.R. England Inc. revenue includes intermodal/drayage, freight brokerage.

Prime Inc. revenue includes flatbed/heavy specialized, tank/bulk.

Central Refrigerated Service revenue includes dedicated, intermodal/drayage.

Frozen Food Express Industries revenue includes truckload, dedicated contract carriage.

MOTOR VEHICLE

1	Jack Cooper Transport	\$500,000	\$450,000	11.1
2	United Road	325,000	307,000	5.9
3	Allied System Holdings	305,000	343,000	-11.1
4	Cassens Transport	283,775	238,358	19.1
5	The Waggoners Trucking	247,031	224,722	9.9
	Total	\$1,660,806	\$1,563,080	6.3

Allied System Holdings revenue is estimated by S.J. Consulting.

The Waggoners Trucking revenue includes flatbed/heavy specialized and LTL.

HOUSEHOLD GOODS/COMMERCIAL DELIVERY

1	Sirva Inc.	\$1,973,000	\$1,957,000	0.8
2	UniGroup Inc.	1,613,124	1,580,000	2.1
3	Atlas World Group	815,518	808,935	0.4
4	Suddath Cos.	429,324	380,000	13.0
5	Graebel Cos.	341,856	322,926	5.9
6	Wheaton Van Lines	250,000	250,000	0.0
7	Specialized Transportation Inc.	230,990	233,046	-0.9
8	Arpin Van Lines	180,615	179,846	0.4
9	Stevens Worldwide Van Lines	111,968	109,102	2.6
10	Albert Cos.	77,619	85,611	-9.3
	Total Household Goods	\$6,024,014	\$5,906,466	2.0

Sirva Inc. revenue includes Allied Van Lines and North American Van Lines.

UniGroup Inc. revenue includes United Van Lines and Mayflower Transit.

Wheaton Van Lines revenue includes Bekins Van Lines.

RANK	COMPANY	REVENUE (000)		% CHANGE
		2012	2011	
TRUCKLOAD				
1	Schneider National Truckload Services	\$2,290,000	\$2,600,000	-11.9
2	Swift Transportation	2,282,342	2,167,040	5.3
3	U.S. Xpress Enterprises	1,756,464	1,695,548	3.6
4	Werner Enterprises	1,699,349	1,694,965	0.3
5	Landstar System	1,511,695	1,496,514	1.0
6	Knight Transportation	936,036	866,199	8.1
7	Crete Carrier Corp.	779,689	731,000	6.7
8	Universal Truckload Services Inc.	741,650	423,200	75.2
9	Con-way Truckload	635,556	615,014	3.3
10	Celadon Trucking Services	612,202	556,695	10.0
11	TransForce Inc.	609,428	631,732	-3.5
12	Heartland Express	545,745	528,623	3.2
13	Mullen Group	535,814	494,642	8.3
14	CRST Expedited	520,439	528,675	-1.6
15	J.B. Hunt Truck	484,000	504,000	-5.4
16	Roadrunner Transportation Services	476,638	301,279	52.7
17	NFI Transportation	460,000	452,000	1.8
18	Covenant Transport	438,265	424,208	3.3
19	Groupe Robert	420,168	363,930	15.5
20	Bison Transport	391,156	375,253	4.2
21	P.A.M. Transport	380,633	359,243	6.0
22	Mesilla Valley Transportation	376,800	335,000	12.5
23	Gordon Trucking	376,000	333,210	12.8
24	Dart Transit Co.	366,000	393,400	-7.0

Schneider National Truckload Services revenue is estimated by S.J. Consulting and includes refrigerated, tank/bulk.
 Swift Transportation revenue includes tank/bulk, flatbed/heavy specialized, refrigerated.
 U.S. Xpress Enterprises revenue includes intermodal/drayage, dedicated.
 Werner Enterprises revenue includes flatbed/heavy specialized, intermodal/drayage, refrigerated.
 Knight Transportation revenue includes refrigerated, intermodal/drayage.
 Mullen Group revenue includes LTL, intermodal/drayage, tank/bulk.
 CRST Expedited revenue includes refrigerated.
 Celadon Trucking Services revenue includes LTL, refrigerated, intermodal/drayage, freight brokerage.
 NFI Transportation revenue is estimated by S.J. Consulting and includes dedicated contract carriage, intermodal/drayage.

RANK	COMPANY	REVENUE (000)		% CHANGE
		2012	2011	
TRUCKLOAD (continued)				
25	Challenger Motor Freight	340,352	334,503	1.7
26	Interstate Distributor Co.	338,500	372,000	-9.0
27	Cowan Systems	315,325	279,044	13.0
28	Epes Carriers	302,593	277,087	9.2
29	USA Truck	297,624	321,283	-7.4
30	Transport America	272,660	276,000	-1.2
31	Western Express	267,263	255,470	4.6
32	Koch Companies	262,000	230,189	13.8
33	Fastrax Transportation	254,822	262,987	-3.1
34	Brown Trucking Co.	218,012	193,200	12.8
35	Paschall Truck Lines	217,194	218,383	-0.5
36	Falcon Transport	205,162	198,000	3.6
37	SLH Transport	203,101	199,858	1.6
38	G&P Trucking	202,910	186,196	9.0
39	Super Service	201,500	202,700	-0.6
40	Roehl Transport	191,066	194,453	-1.7
41	Old Dominion Freight Line	188,962	176,446	7.1
42	Clarke Inc.	184,300	179,438	2.7
43	TransX	138,896	142,095	-2.3
44	CalArk Inc.	130,000	135,660	-4.2
45	New Century Transportation	127,000	124,000	2.4
	Total	\$24,485,311	\$23,630,362	3.6

Covenant Transport revenue includes Star Transportation.
 Groupe Robert revenue includes flatbed/heavy specialized, LTL, intermodal/drayage.
 Gordon Trucking revenue includes refrigerated.
 Challenger Motor Freight revenue includes LTL, intermodal/drayage, flatbed/heavy specialized, refrigerated, tank/bulk.
 P.A.M. Transport revenue includes intermodal/drayage.
 Interstate Distributor Co. revenue includes refrigerated, flatbed/heavy specialized, dedicated contract carriage.
 Epes Carriers includes dedicated contract carriage, intermodal.
 Koch Companies revenue includes dedicated contract carriage, flatbed/heavy specialized, intermodal/drayage.
 Brown Trucking Co. revenue includes dedicated contract carriage.

AIR/EXPEDITED				
1	Forward Air Inc.	\$500,621	\$389,270	28.6
2	FedEx Custom Critical	393,000	375,000	4.8
3	Towne Air Freight	258,825	241,772	7.1
4	Panther Expedited Services	228,000	215,000	6.0
5	Landstar Express America	137,000	135,000	1.5
6	UPS Express Critical	129,000	132,000	-2.3
7	XPO Logistics Inc.	94,008	87,558	7.4
	Total	\$1,740,454	\$1,575,600	10.5

FedEx Custom Critical, Landstar Express America and UPS Express Critical revenue is estimated by S.J. Consulting.
 XPO Logistics revenue includes Express-1 Inc. and Concert Group Logistics.

PACKAGE/COURIER				
1	UPS Inc.	\$44,980,000	\$43,966,000	2.3
2	FedEx Corp.	37,270,000	35,700,000	4.4
3	Purolator Inc.	1,632,291	1,633,241	-0.1
4	TransForce Inc.	1,170,527	981,601	19.2
5	OnTrac Inc.	286,910	239,552	19.8
	Total	\$85,339,728	\$82,520,394	3.4

UPS Inc. revenue includes domestic and international air and ground package delivery.
 FedEx Corp. revenue includes domestic and international air and ground package delivery for FedEx Express, FedEx Ground, FedEx SmartMail and FedEx Home Delivery.
 TransForce Inc. revenue includes ICS Courier, Canpar, ATS Retail Solutions, Loomis Express and Dynamex Inc.

Driving Success Beyond the Road

The success of your business takes place on and off the road. Polk's data-driven solutions for the commercial vehicle industry help you forecast and optimize parts demand, identify emerging market trends and reach your best prospects.



www.polk.com/cv
1.800.Go.4.Polk

